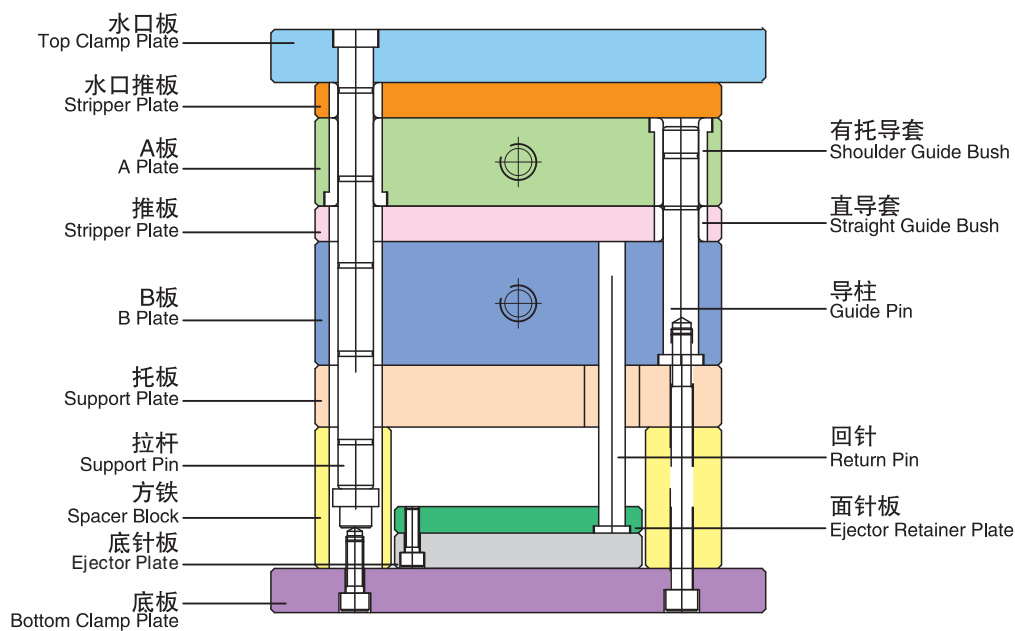
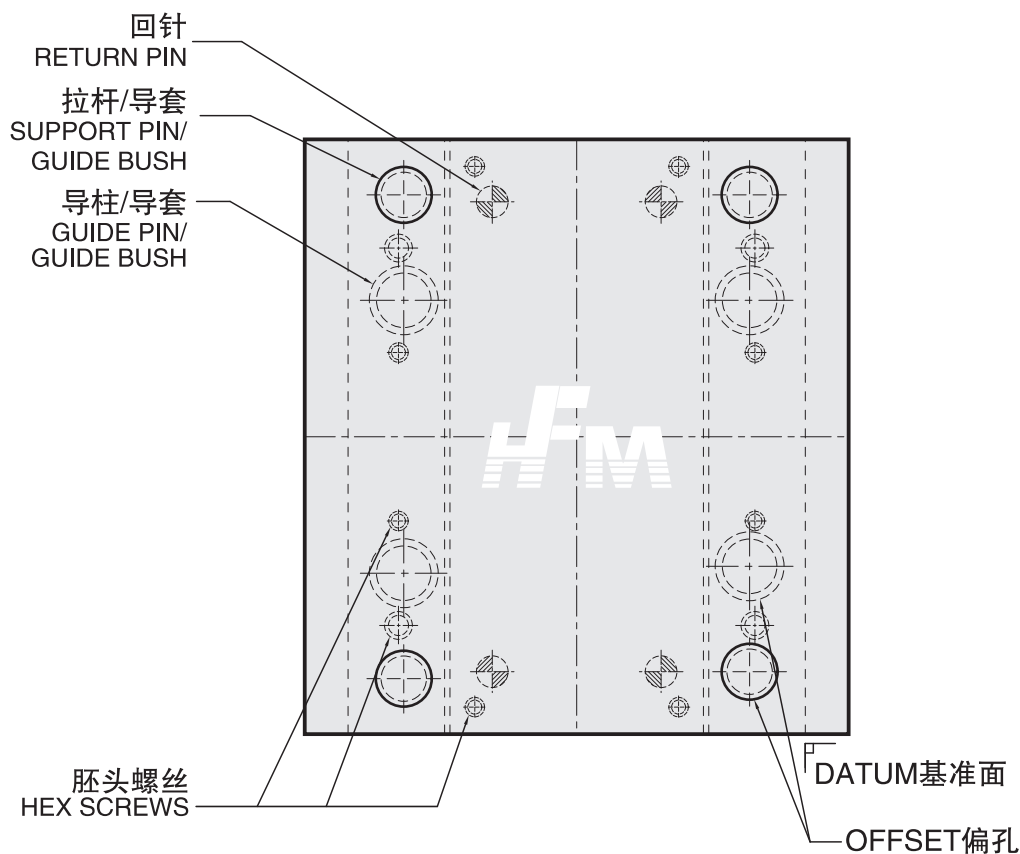




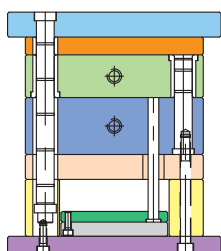
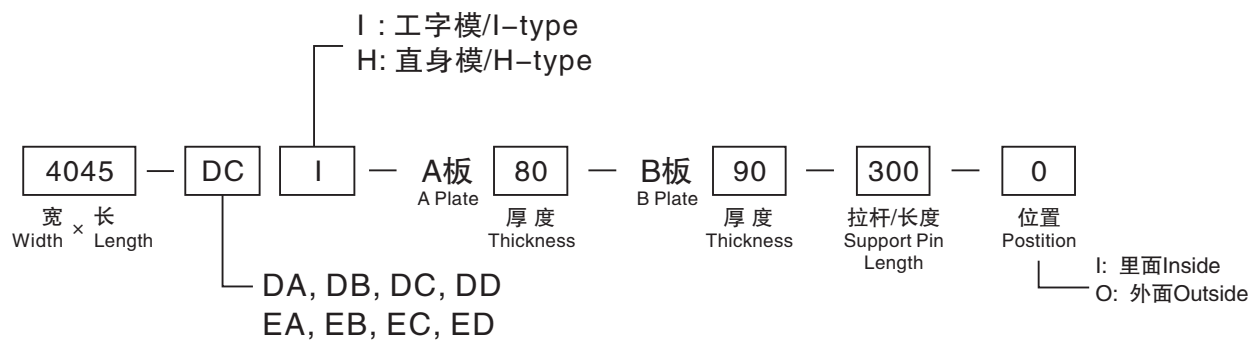
海峰模架
Haifeng Mould Base

细水口系统
PIN POINT GATE SYSTEM

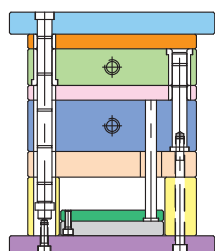


细水口系统模架
PIN POINT GATE SYSTEM MOULD BASE

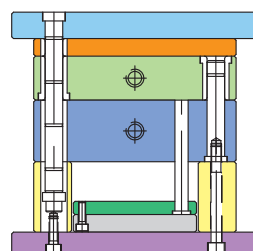
订货名称 How to Order :



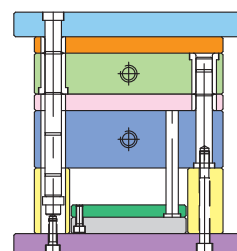
DAI



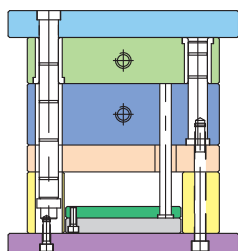
DBI



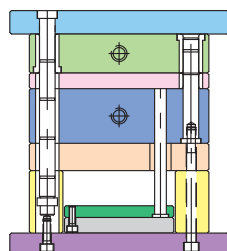
DCI



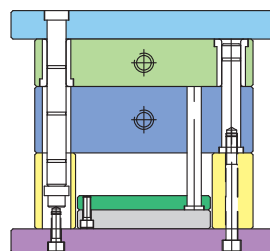
DDI



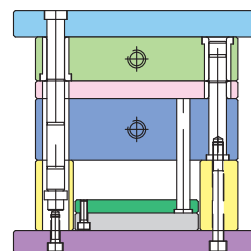
EAI




EBI



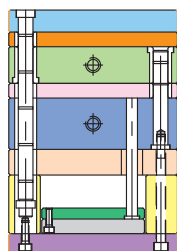
ECI



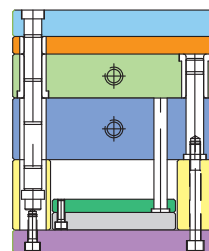
EDI



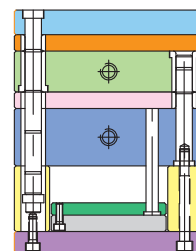
DAH




DBH



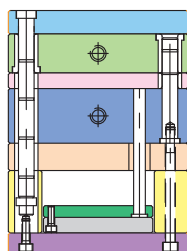
DCH



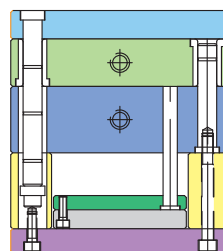
DDH



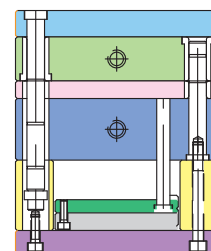
EAH



EBH



ECH



EDH



海峰模架
Haifeng Mould Base

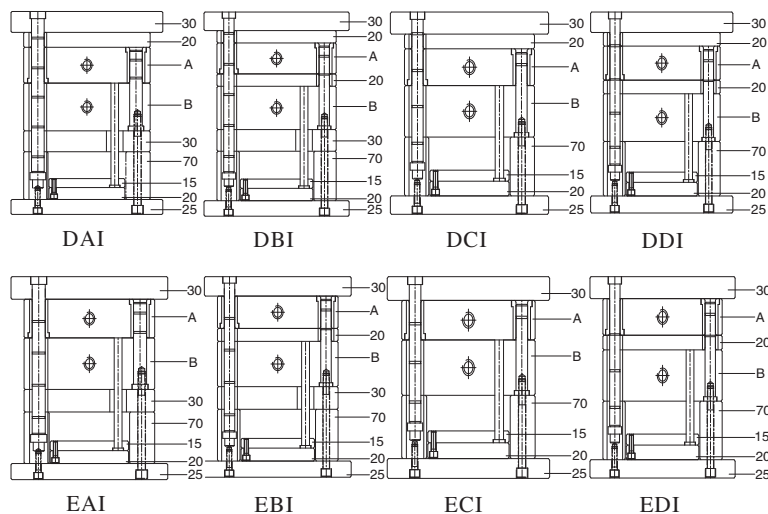
细水口系统
PIN POINT GATE SYSTEM

面板宽度/Plate With	PW
直身模/H-Type	200
工字模/I-Type	250

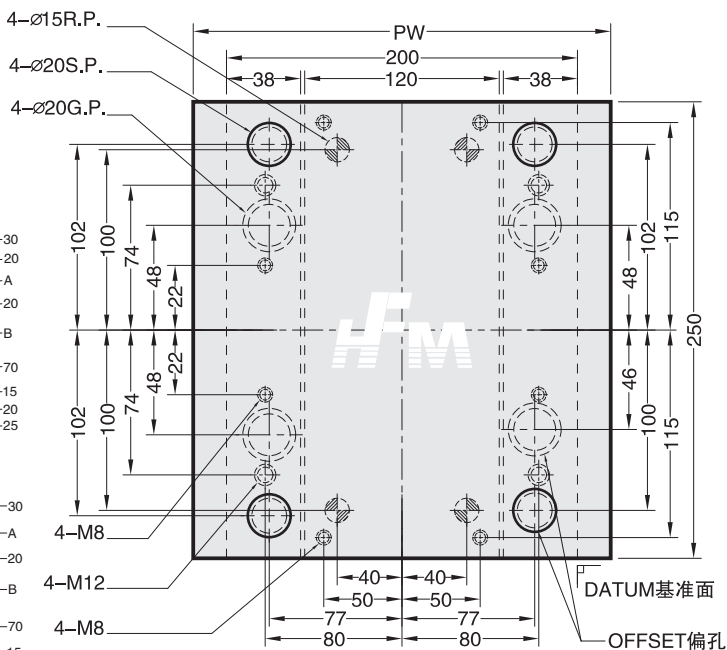
标准方铁/Spacer Block	70
加高方铁/Higher Spacer Block	90

AB板厚度/AB Plate Thickness				
25	30	35	40	50
60	70	80	90	100

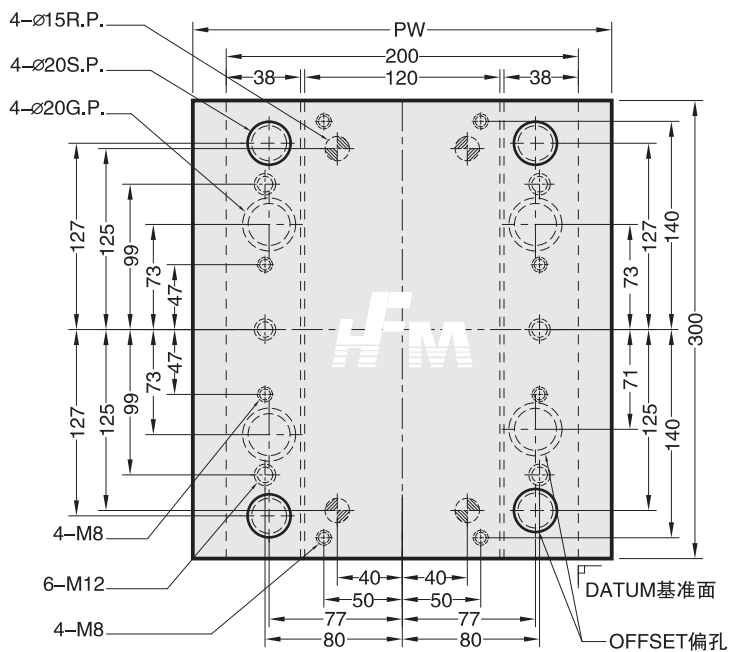
吊环丝孔/Eyebolt	M12
--------------	-----



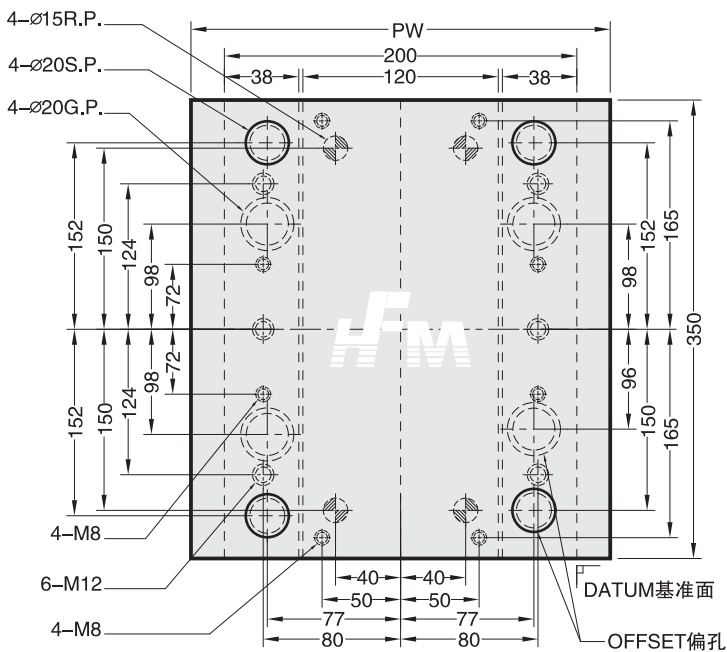
2025



2030



2035





海峰模架
Haifeng Mould Base

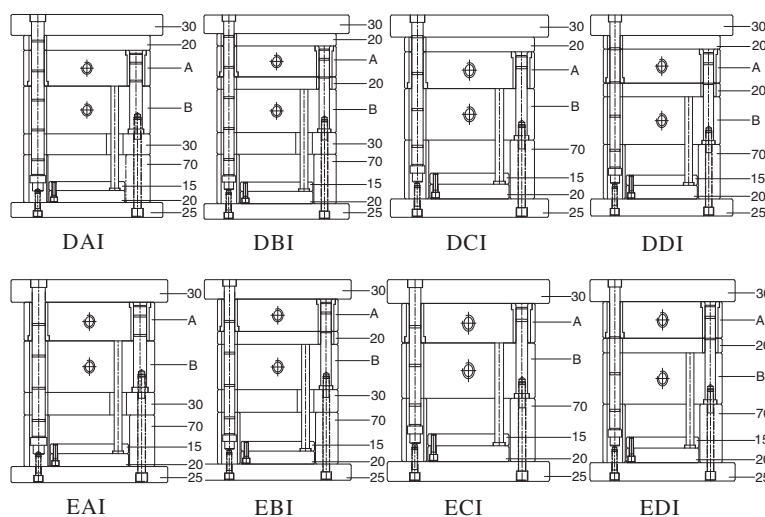
细水口系统
PIN POINT GATE SYSTEM

面板宽度Plate With	PW
直身模/H-Type	200
工字模/I-Type	250

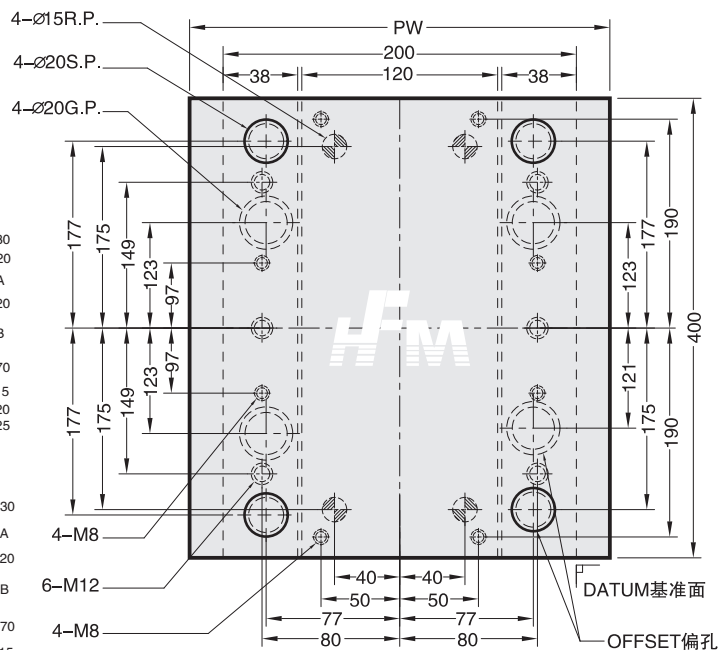
标准方铁/Spacer Block	70
加高方铁/Higher Spacer Block	90

AB板厚度/AB Plate Thickness				
25	30	35	40	50
60	70	80	90	100

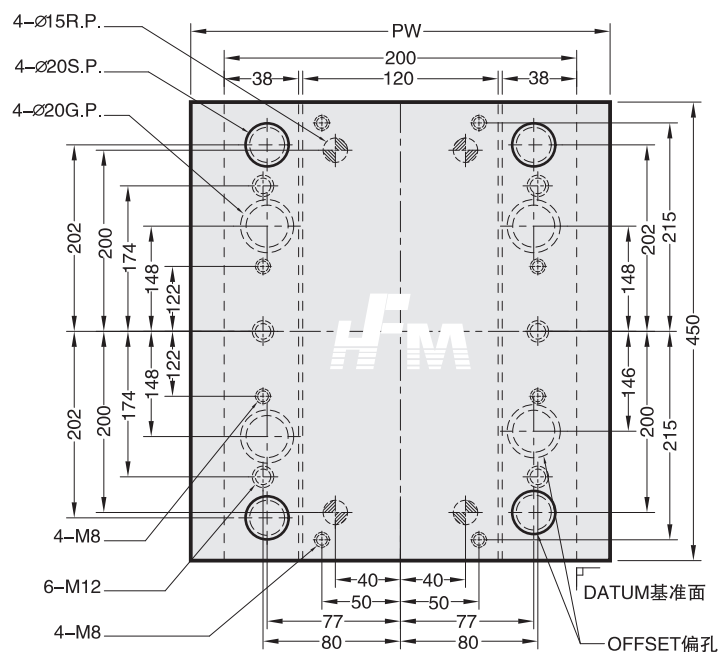
吊环丝孔/Eyebolt	M16
--------------	-----



2040



2045





海峰模架
Haifeng Mould Base

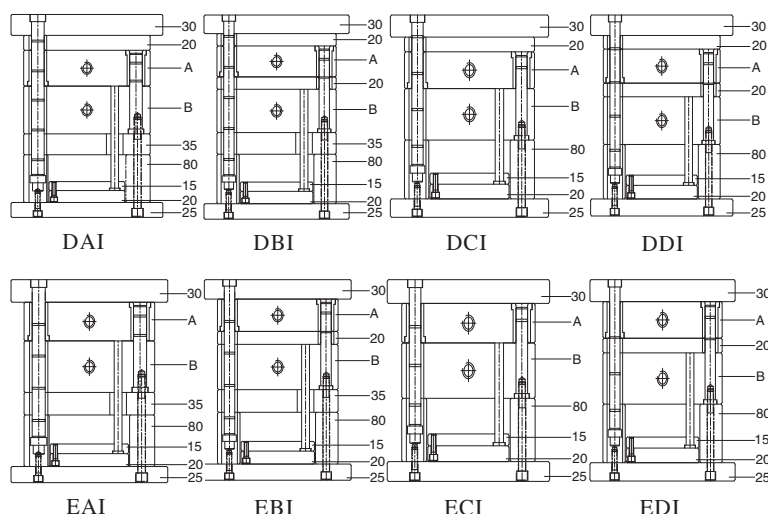
细水口系统
PIN POINT GATE SYSTEM

面板宽度/Plate With	PW
直身模/H-Type	230
工字模/I-Type	280

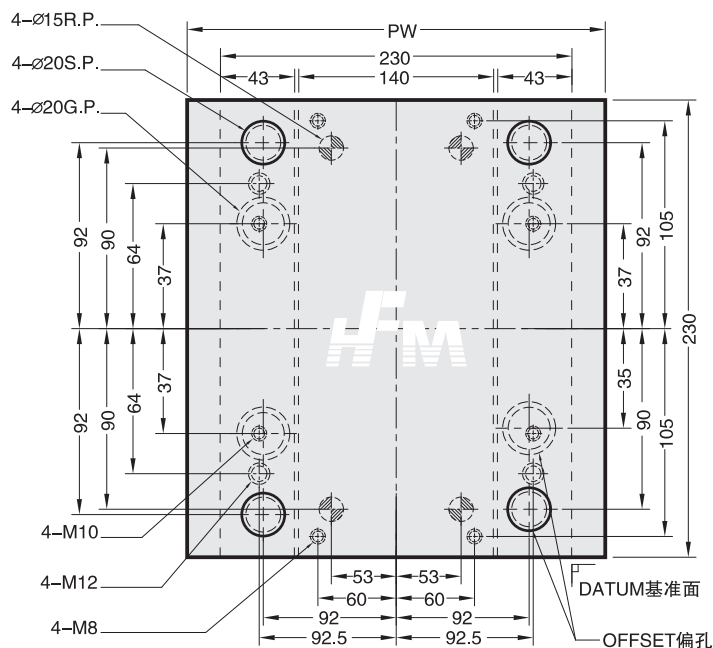
标准方铁/Spacer Block	80
加高方铁/Higher Spacer Block	100

AB板厚度/AB Plate Thickness				
25	30	35	40	50
60	70	80	90	100

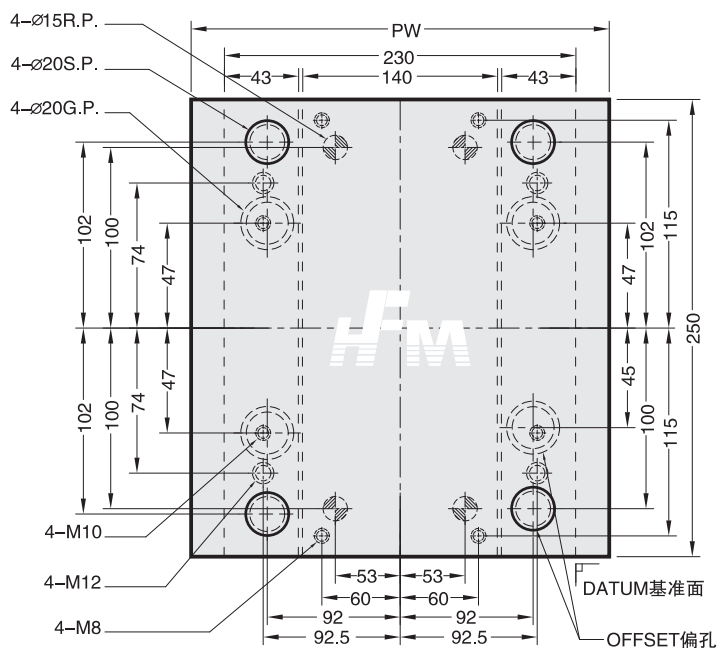
吊环丝孔/Eyebolt	M16
--------------	-----



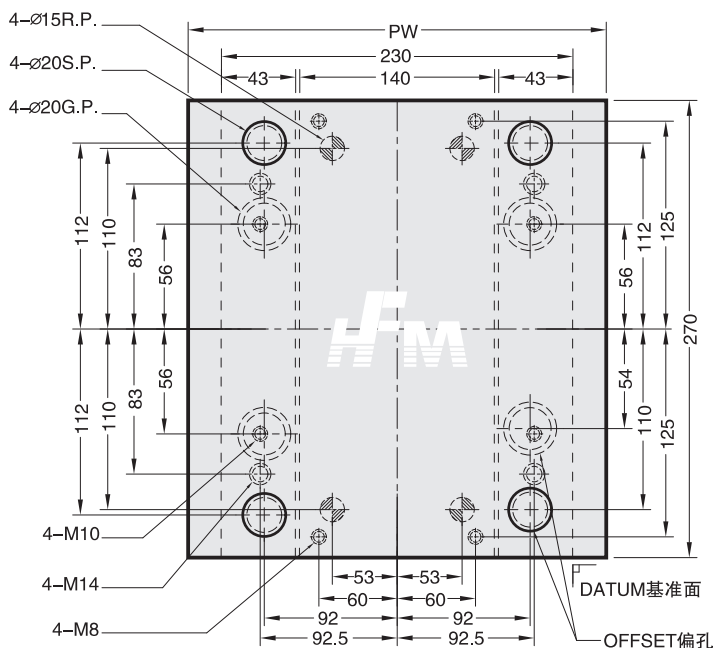
2323



2325



2327





海峰模架
Haifeng Mould Base

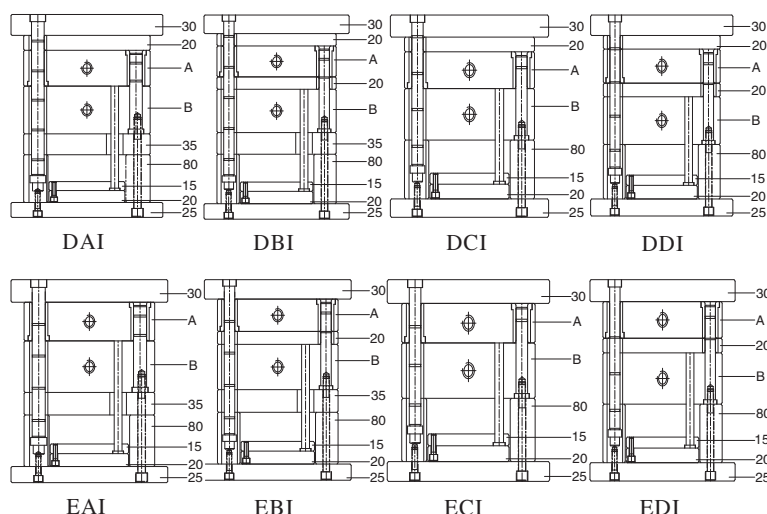
细水口系统
PIN POINT GATE SYSTEM

面板宽度/Plate With	PW
直身模/H-Type	230
工字模/I-Type	280

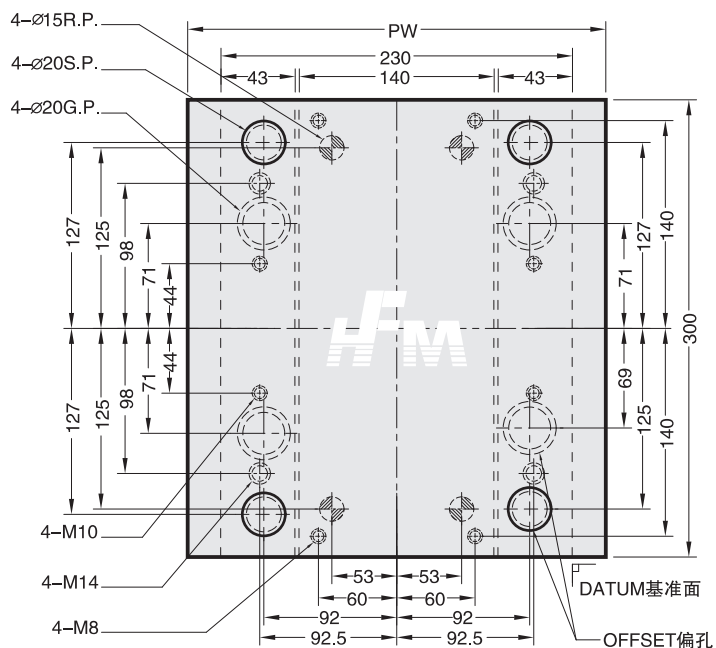
标准方铁/Spacer Block	80
加高方铁/Higher Spacer Block	100

AB板厚度/AB Plate Thickness				
25	30	35	40	50
60	70	80	90	100

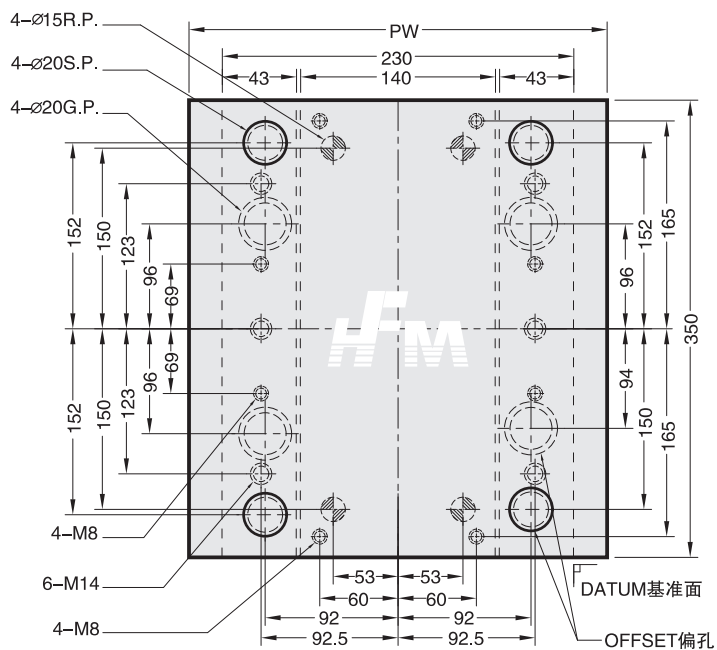
吊环丝孔/Eyebolt	M16
--------------	-----



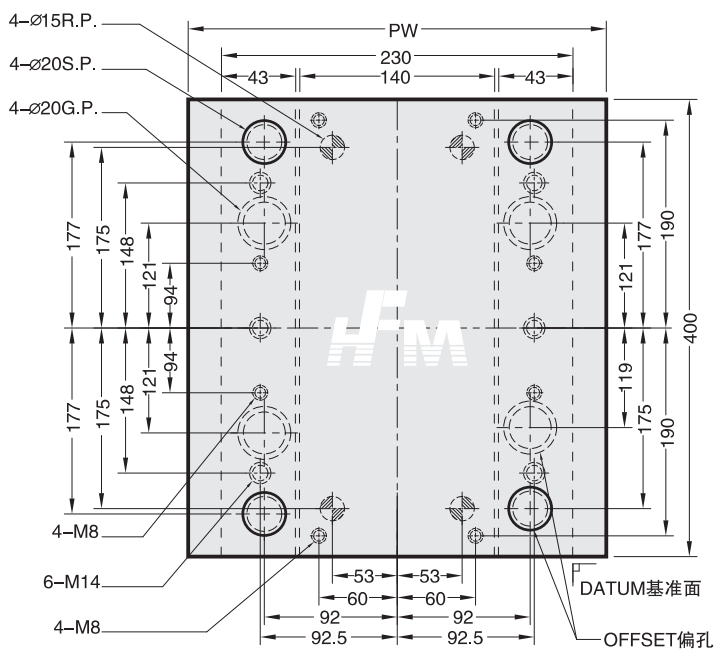
2330



2335



2340





海峰模架
Haifeng Mould Base

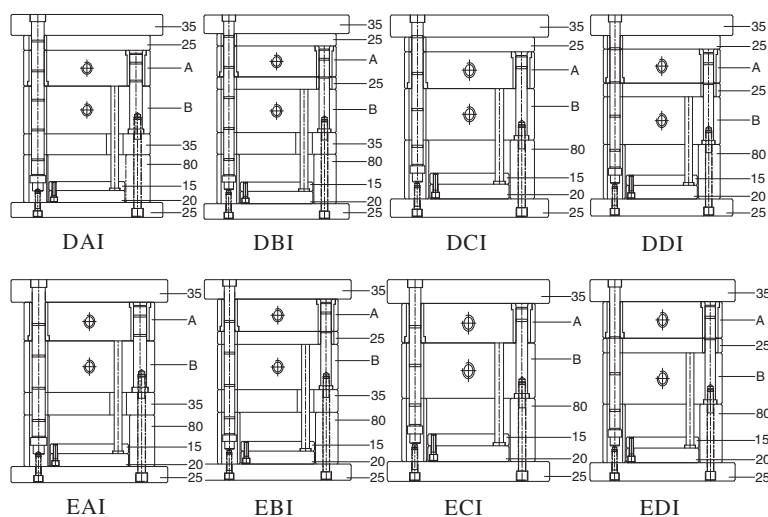
细水口系统
PIN POINT GATE SYSTEM

面板宽度/Plate With	PW
直身模/H-Type	250
工字模/I-Type	300

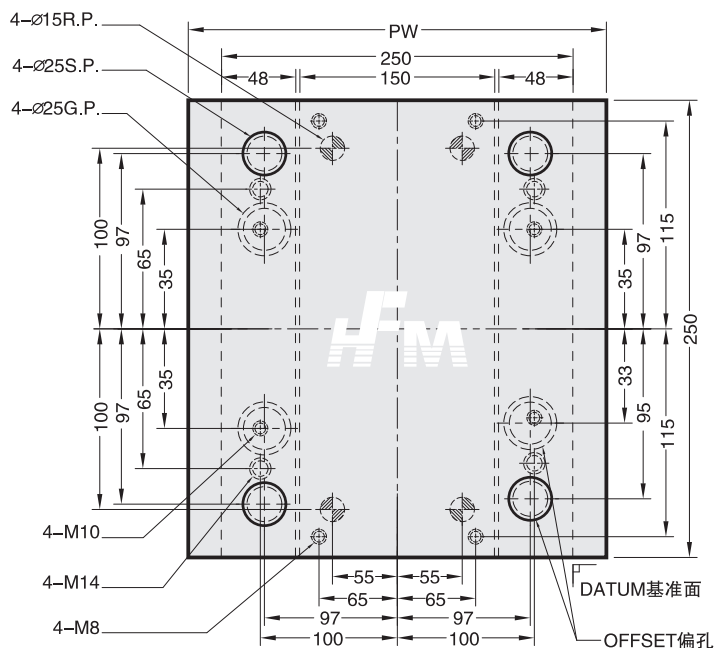
标准方铁/Spacer Block	80
加高方铁/Higher Spacer Block	100/120

AB板厚度/AB Plate Thickness					
30	35	40	50	60	70
80	90	100	110	120	

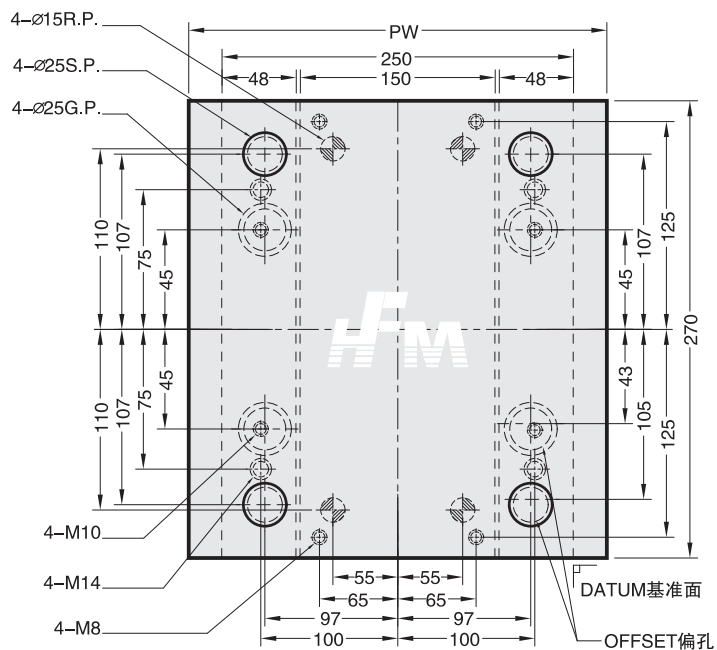
吊环丝孔/Eyebolt	M16
--------------	-----



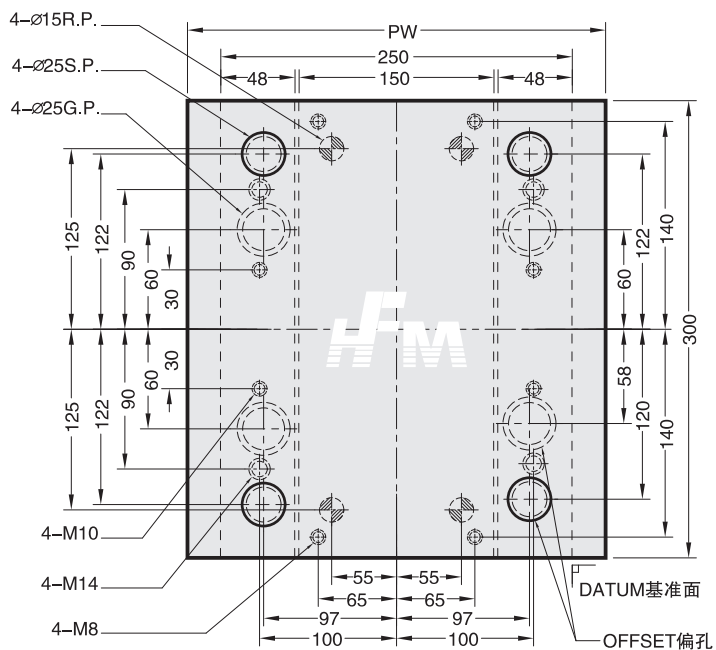
2525



2527



2530





海峰模架
Haifeng Mould Base

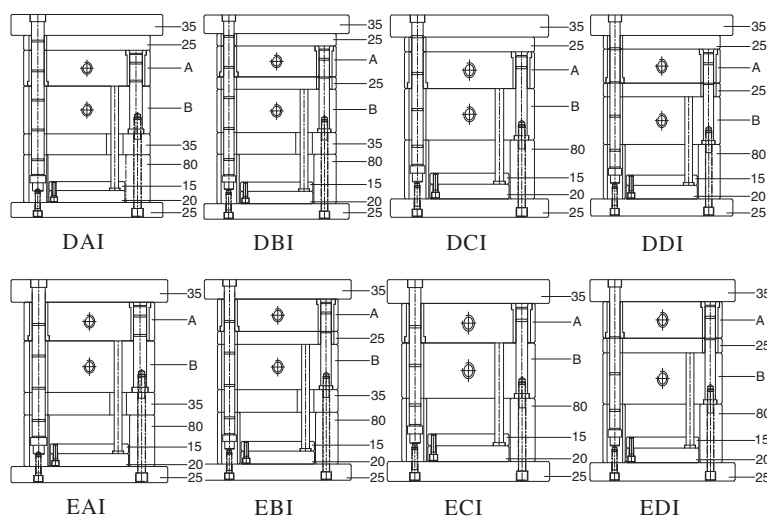
细水口系统
PIN POINT GATE SYSTEM

面板宽度/Plate With	PW
直身模/H-Type	250
工字模/I-Type	300

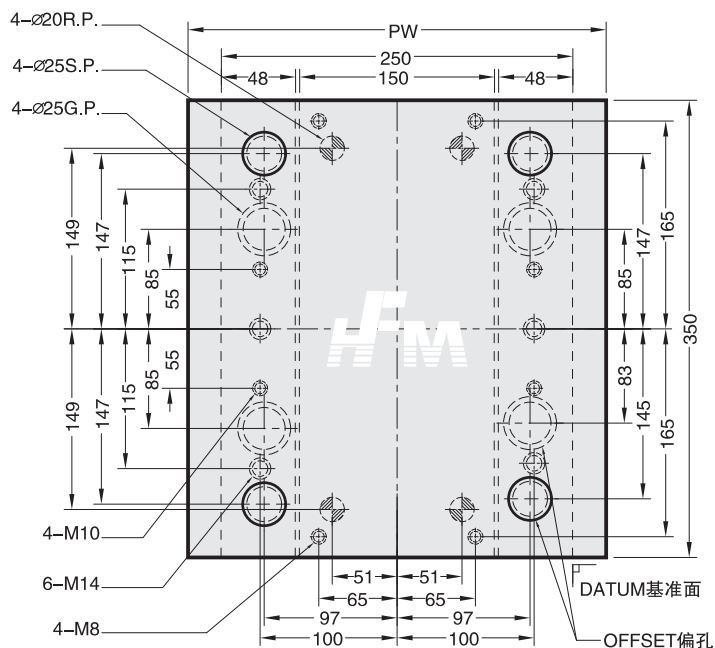
标准方铁/Spacer Block	80
加高方铁/Higher Spacer Block	100/120

AB板厚度/AB Plate Thickness					
30	35	40	50	60	70
80	90	100	110	120	


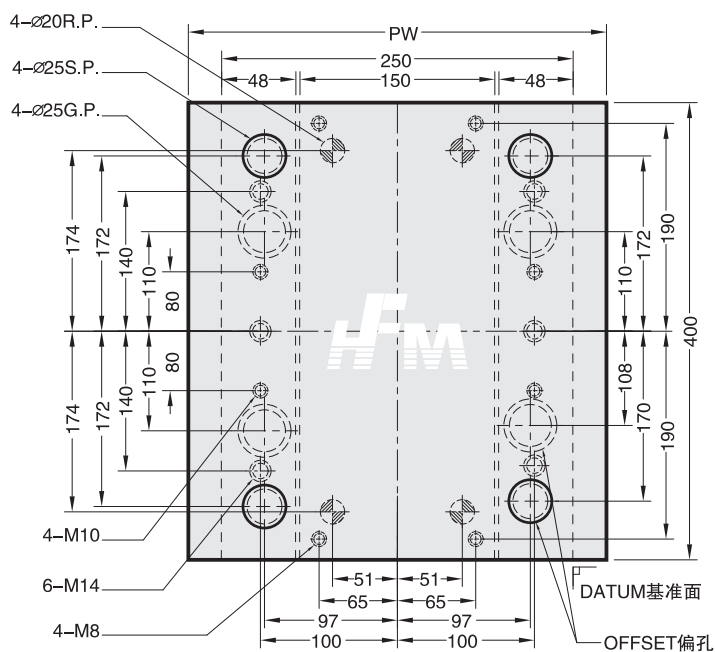
吊环丝孔/Eyebolt	M16
--------------	-----



2535



2540





海峰模架
Haifeng Mould Base

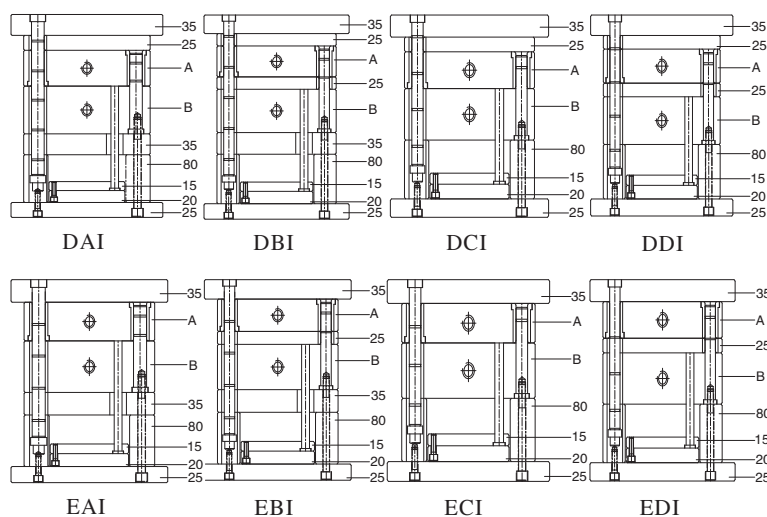
细水口系统
PIN POINT GATE SYSTEM

面板宽度/Plate With	PW
直身模/H-Type	250
工字模/I-Type	300

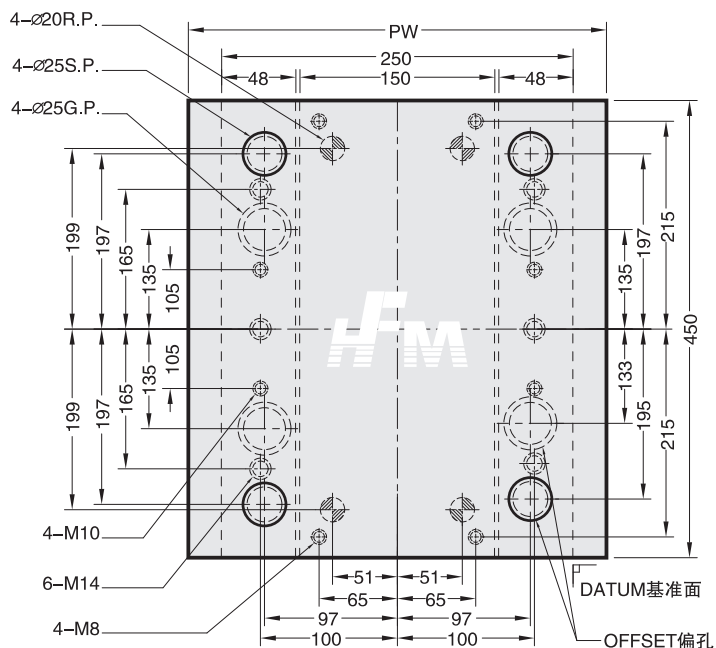
标准方铁/Spacer Block	80
加高方铁/Higher Spacer Block	100/120

AB板厚度/AB Plate Thickness					
30	35	40	50	60	70
80	90	100	110	120	


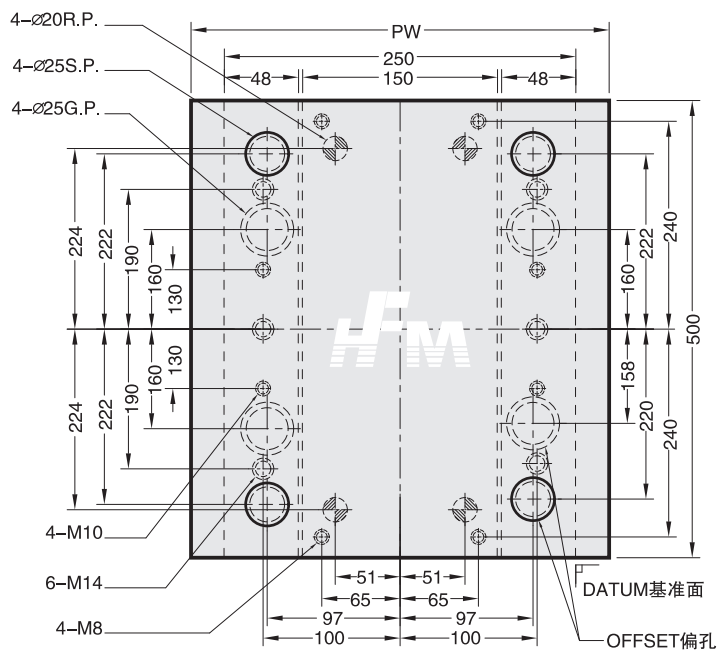
吊环丝孔/Eyebolt	M16
--------------	-----



2545



2550





海峰模架
Haifeng Mould Base

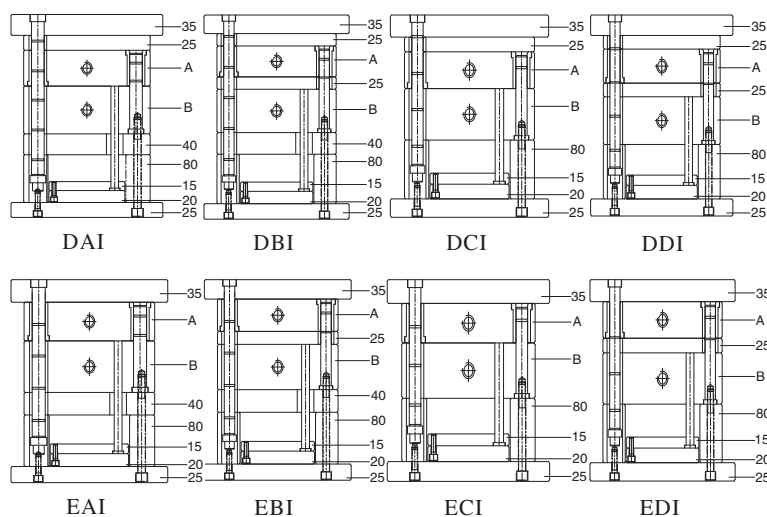
细水口系统
PIN POINT GATE SYSTEM

面板宽度/Plate With	PW
直身模/H-Type	270
工字模/I-Type	320

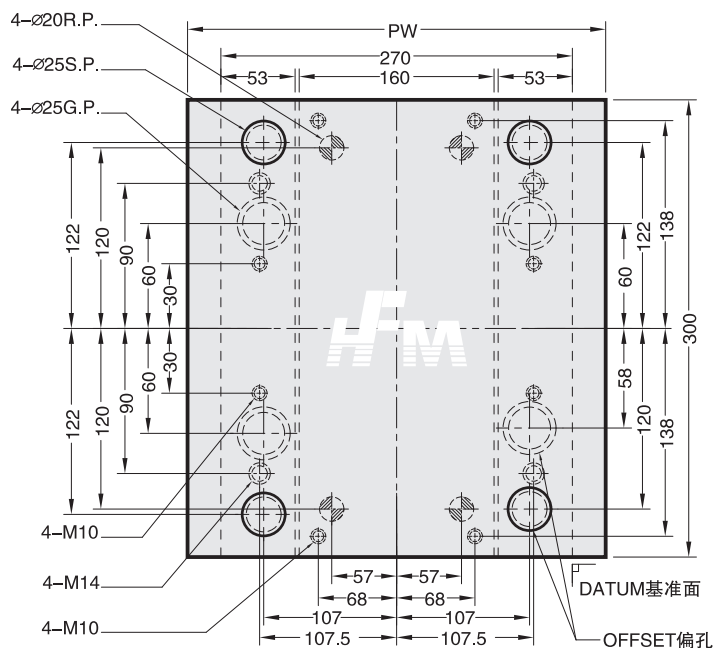
标准方铁/Spacer Block	80
加高方铁/Higher Spacer Block	100/120

AB板厚度/AB Plate Thickness					
30	35	40	50	60	70
80	90	100	110	120	

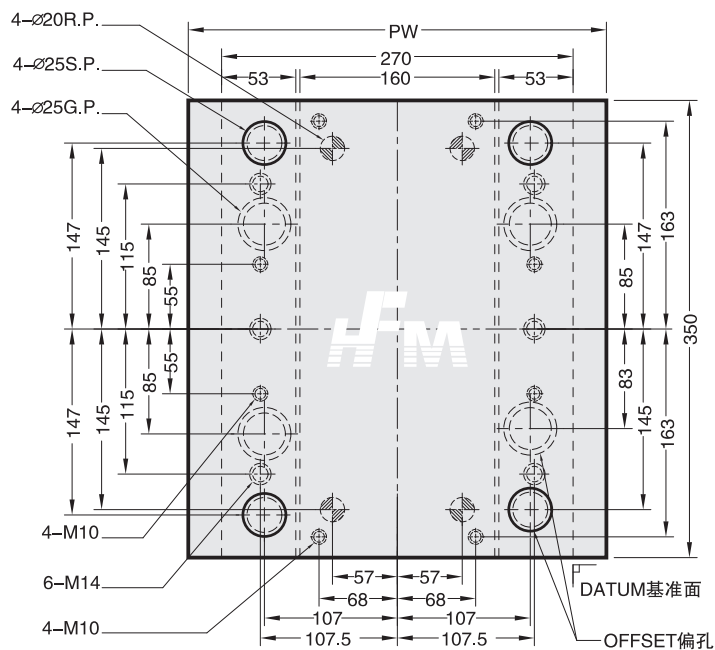
吊环丝孔/Eyebolt	M16
--------------	-----



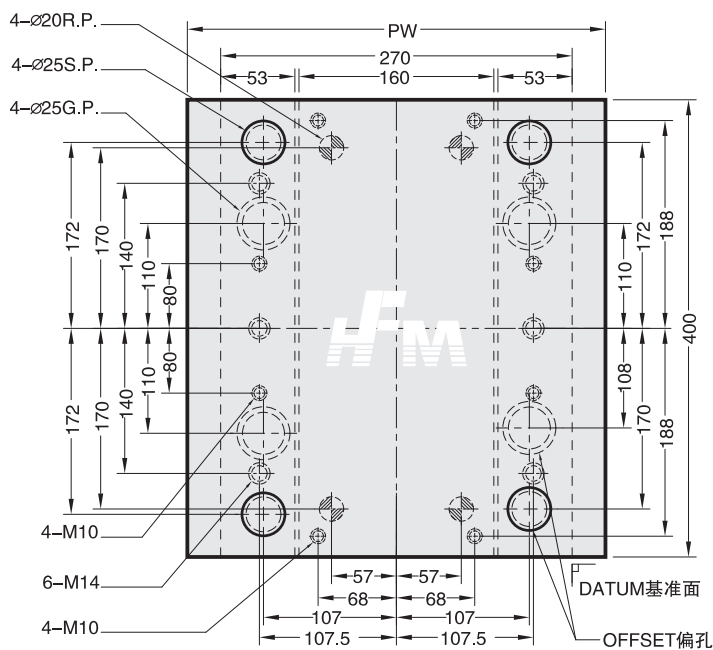
2730



2735



2740





细水口系统

PIN POINT GATE SYSTEM



海峰模架
Haifeng Mould Base

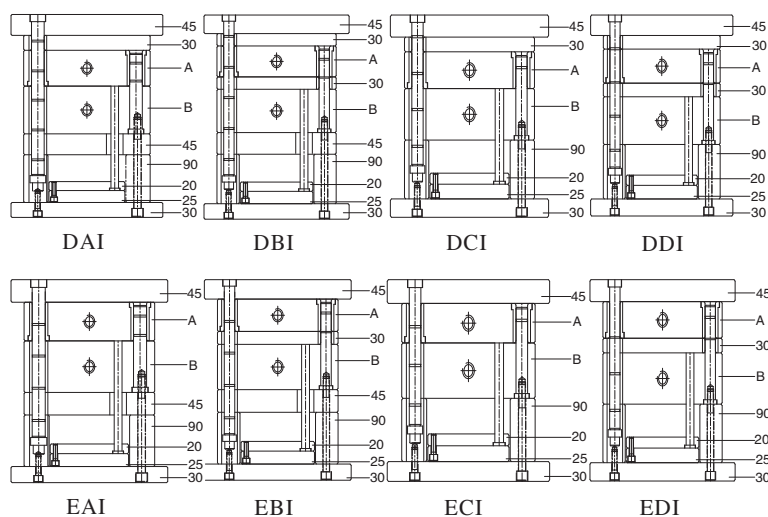
细水口系统
PIN POINT GATE SYSTEM

面板宽度/Plate With	PW
直身模/H-Type	300
工字模/I-Type	350

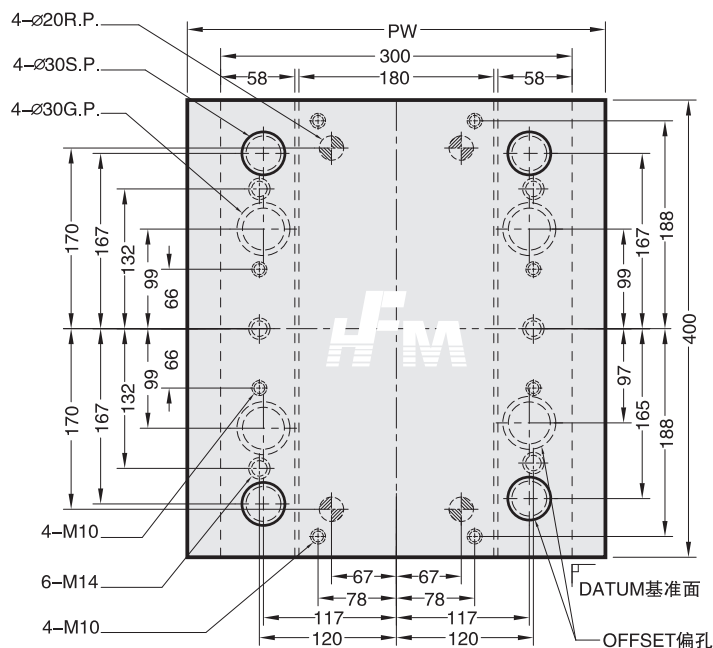
标准方铁/Spacer Block	90
加高方铁/Higher Spacer Block	100/120

AB板厚度/AB Plate Thickness					
35	40	50	60	70	80
90	100	110	120	130	

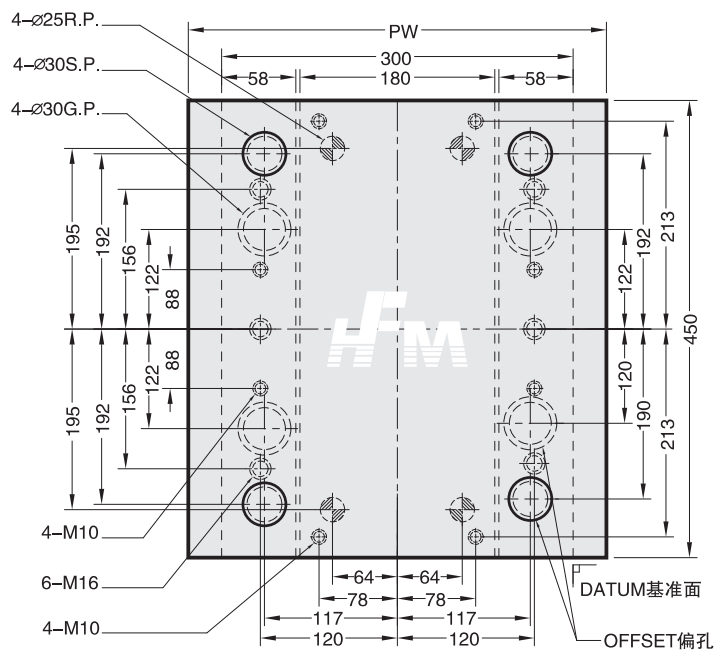
吊环丝孔/Eyebolt	M20
--------------	-----



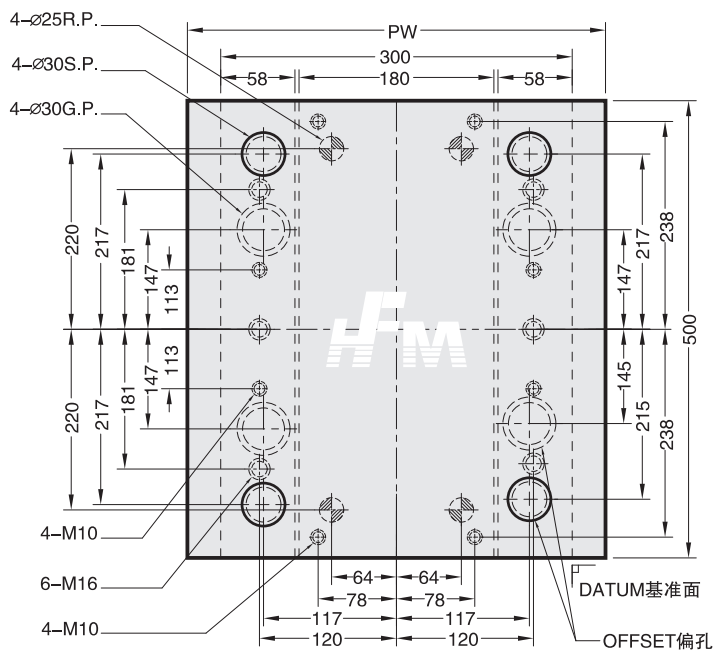
3040



3045



3050





海峰模架
Haifeng Mould Base

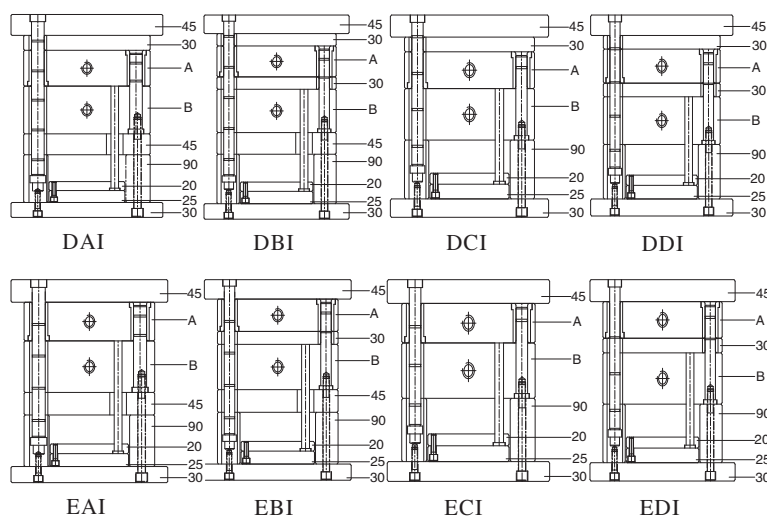
细水口系统
PIN POINT GATE SYSTEM

面板宽度/Plate With	PW
直身模/H-Type	300
工字模/I-Type	350

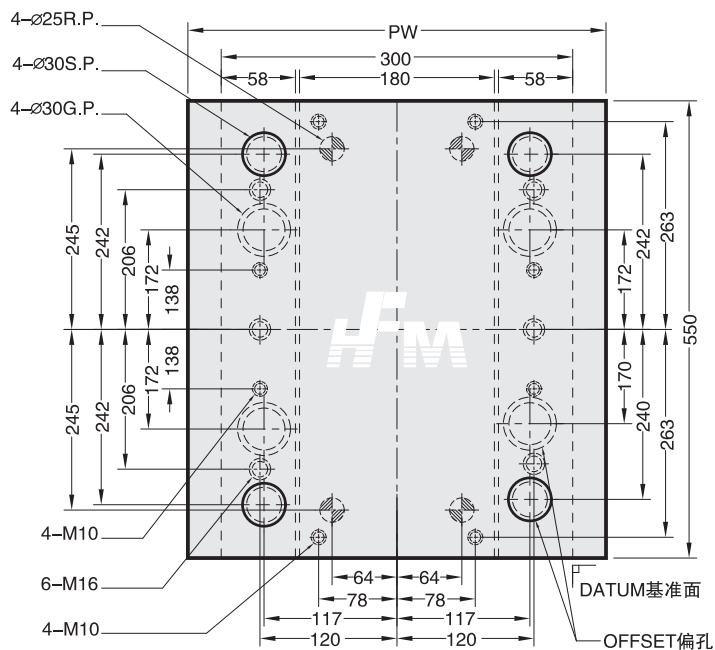
标准方铁/Spacer Block	90
加高方铁/Higher Spacer Block	100/120

AB板厚度/AB Plate Thickness					
35	40	50	60	70	80
90	100	110	120	130	

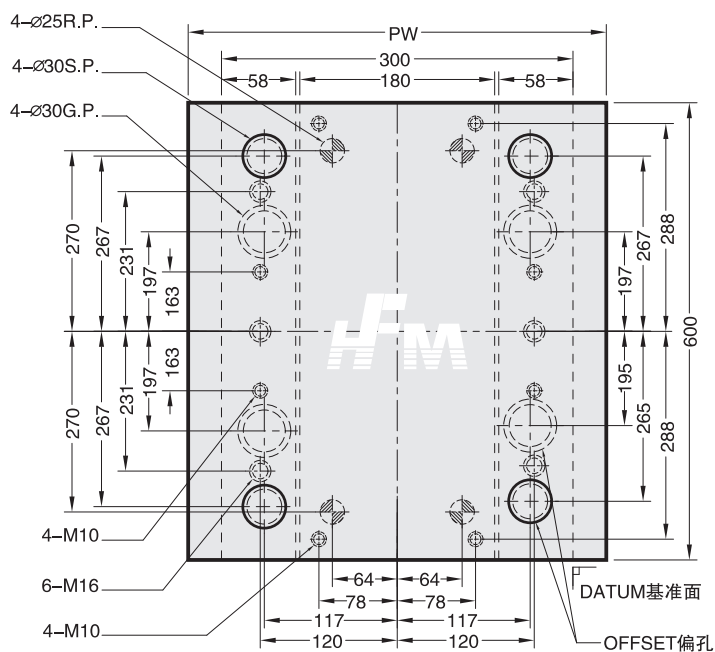
吊环丝孔/Eyebolt	M24
--------------	-----



3055



3060





海峰模架
Haifeng Mould Base

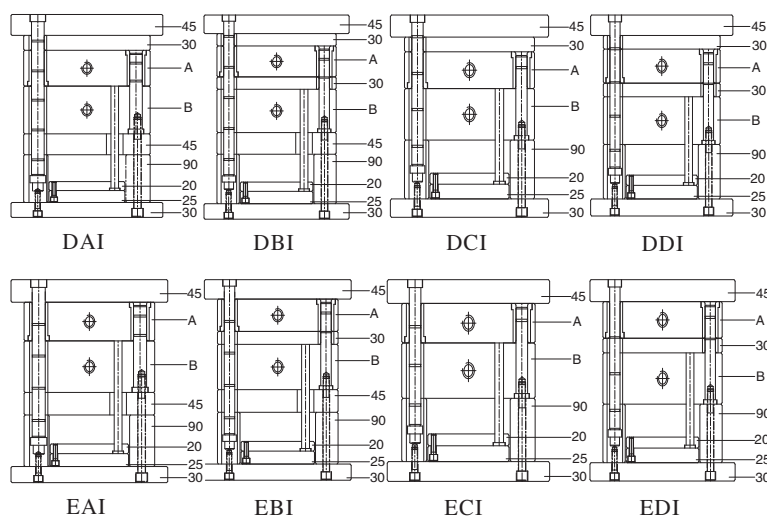
细水口系统
PIN POINT GATE SYSTEM

面板宽度/Plate With	PW
直身模/H-Type	330
工字模/I-Type	400

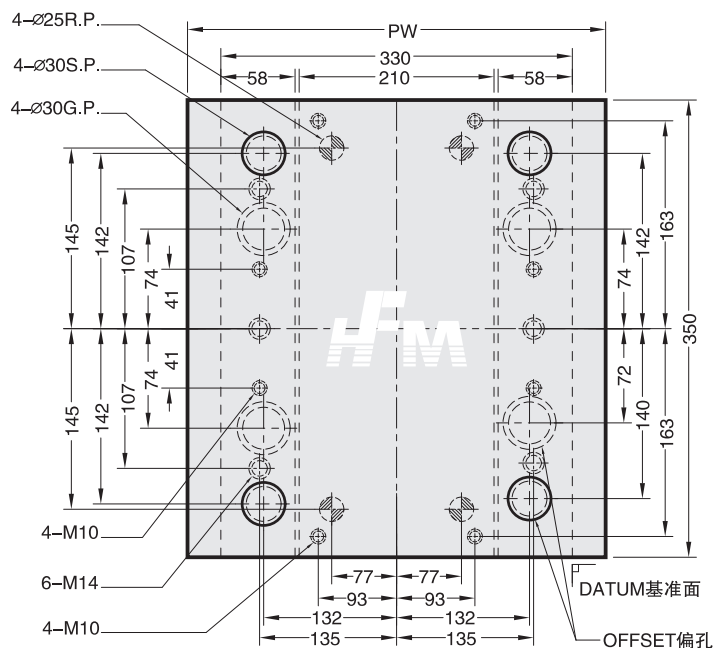
标准方铁/Spacer Block	90
加高方铁/Higher Spacer Block	100/120

AB板厚度/AB Plate Thickness					
35	40	50	60	70	80
90	100	110	120	130	

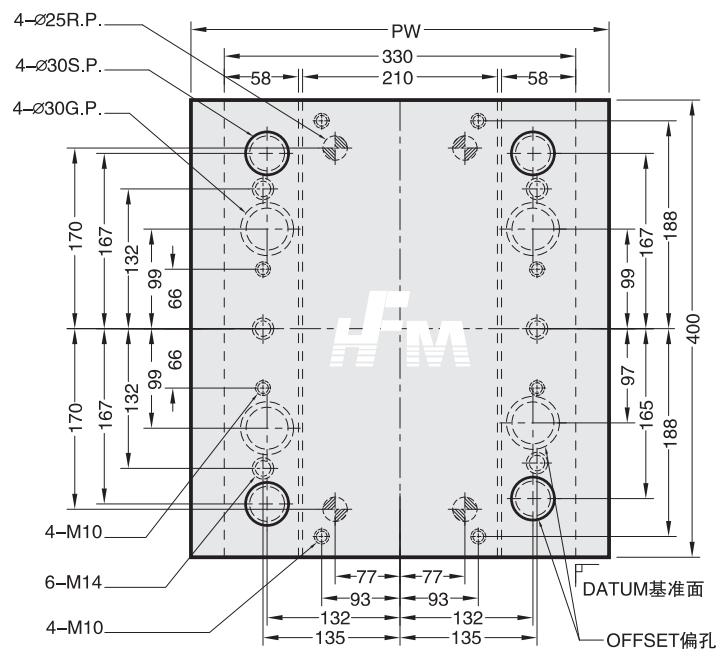
吊环丝孔/Eyebolt	M20
--------------	-----



3335



3340





海峰模架
Haifeng Mould Base

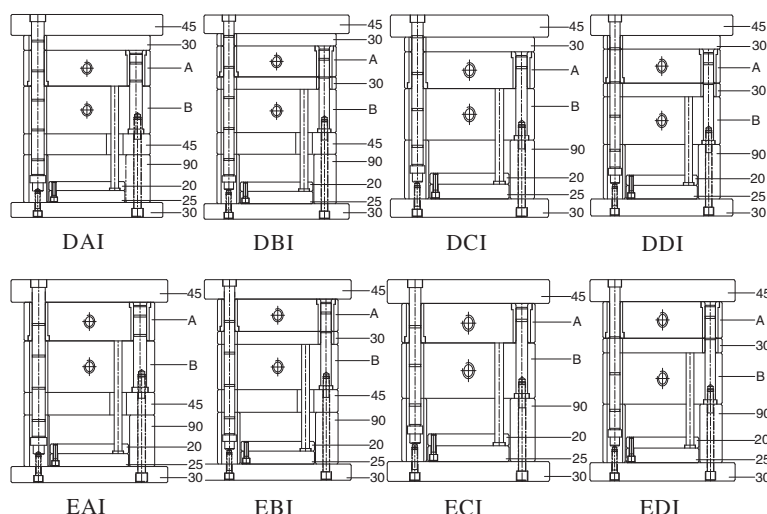
细水口系统
PIN POINT GATE SYSTEM

面板宽度/Plate With	PW
直身模/H-Type	330
工字模/I-Type	400

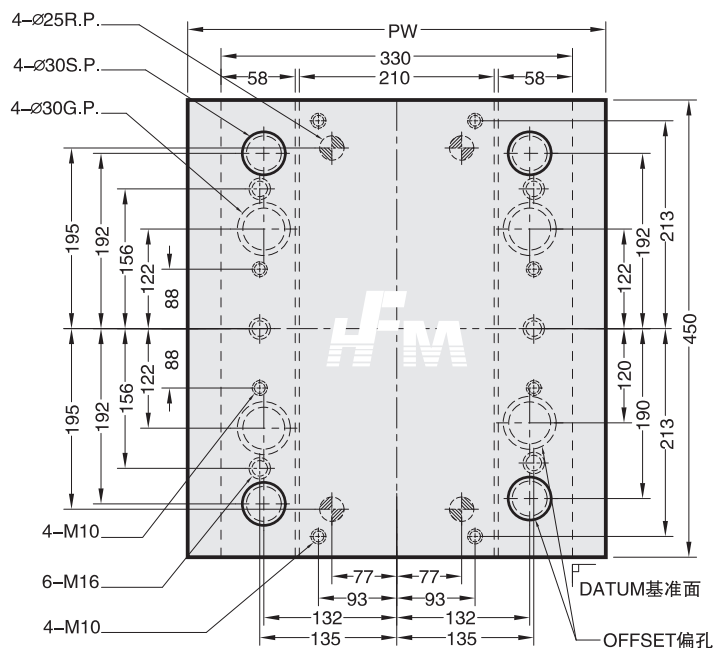
标准方铁/Spacer Block	90
加高方铁/Higher Spacer Block	100/120

AB板厚度/AB Plate Thickness					
35	40	50	60	70	80
90	100	110	120	130	


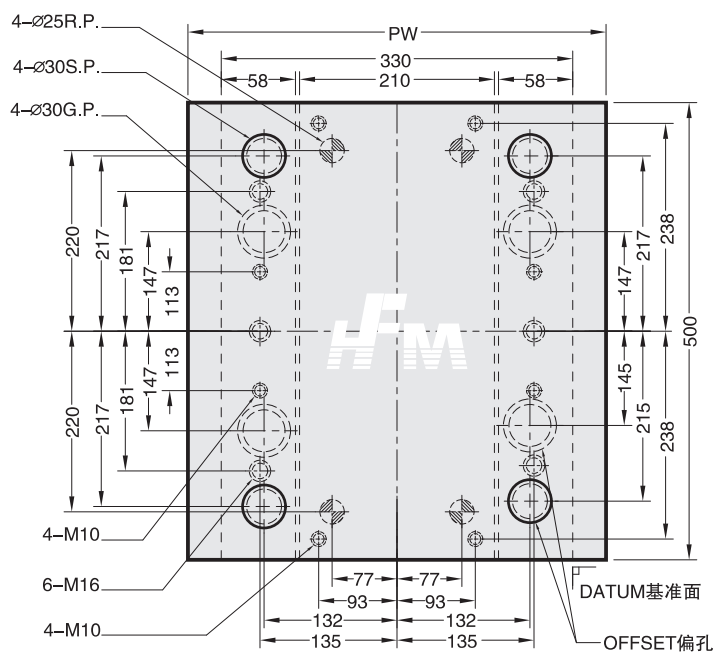
吊环丝孔/Eyebolt	M20
--------------	-----



3345



3350





海峰模架
Haifeng Mould Base

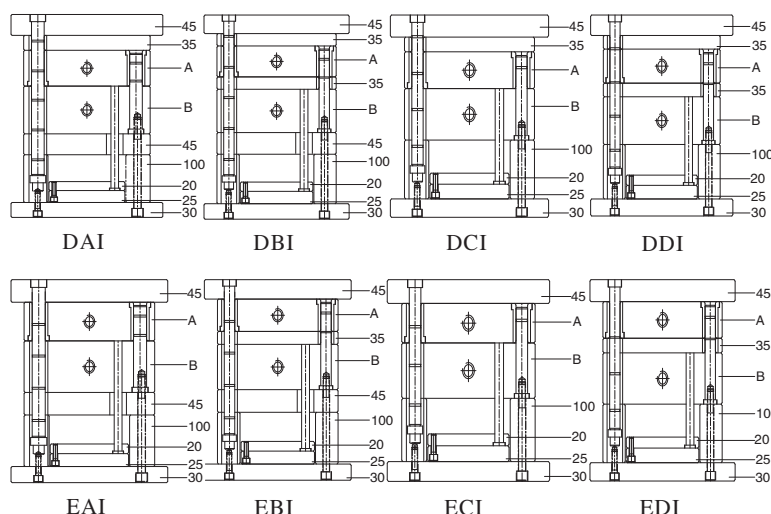
细水口系统
PIN POINT GATE SYSTEM

面板宽度/Plate With	PW
直身模/H-Type	350
工字模/I-Type	400

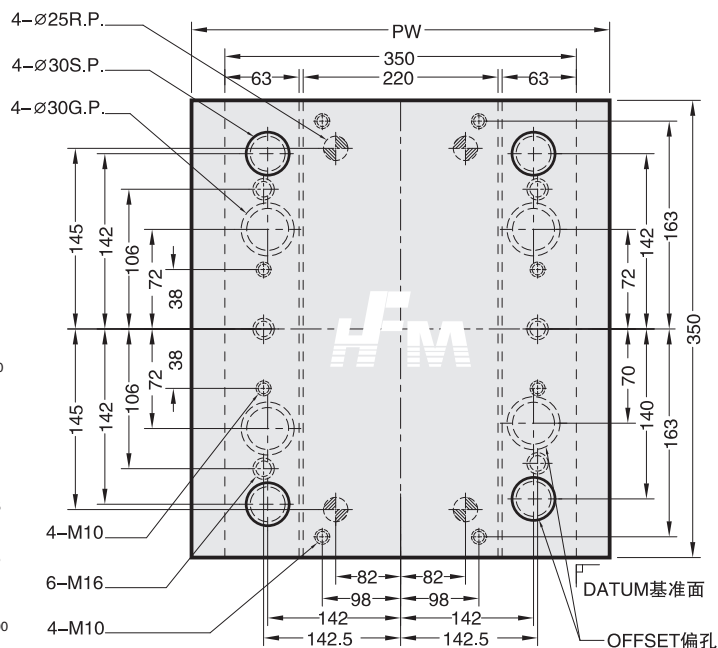
标准方铁/Spacer Block	100
加高方铁/Higher Spacer Block	120/150

AB板厚度/AB Plate Thickness					
40	50	60	70	80	90
100	110	120	130		

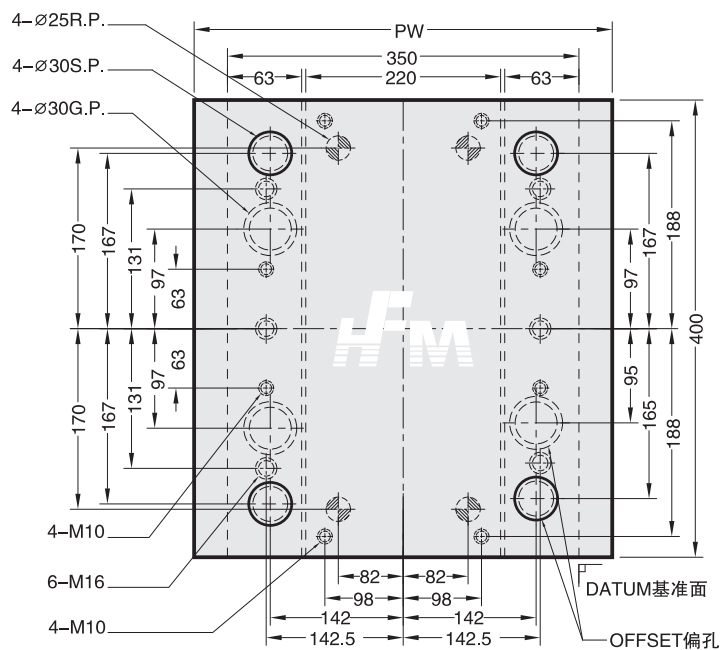
吊环丝孔/Eyebolt	
3535-3540/M20	
3545-3570/M24	



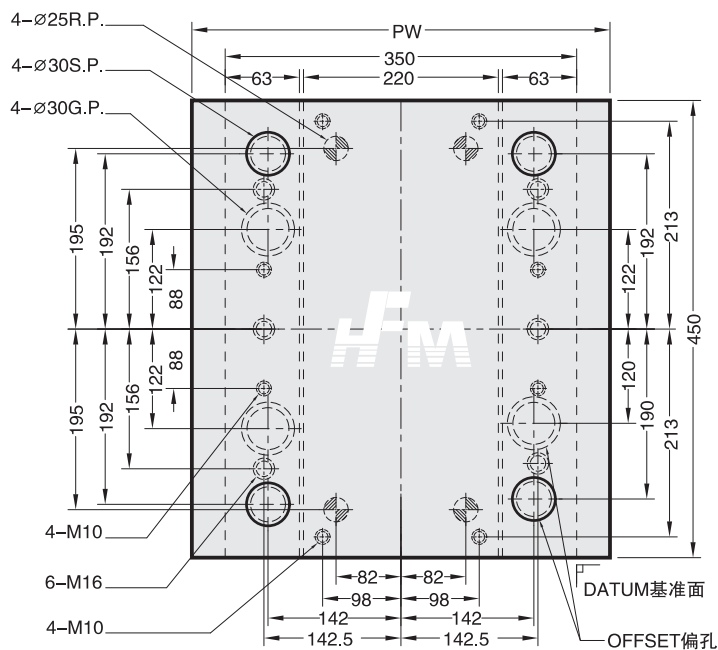
3535



3540



3545





海峰模架
Haifeng Mould Base

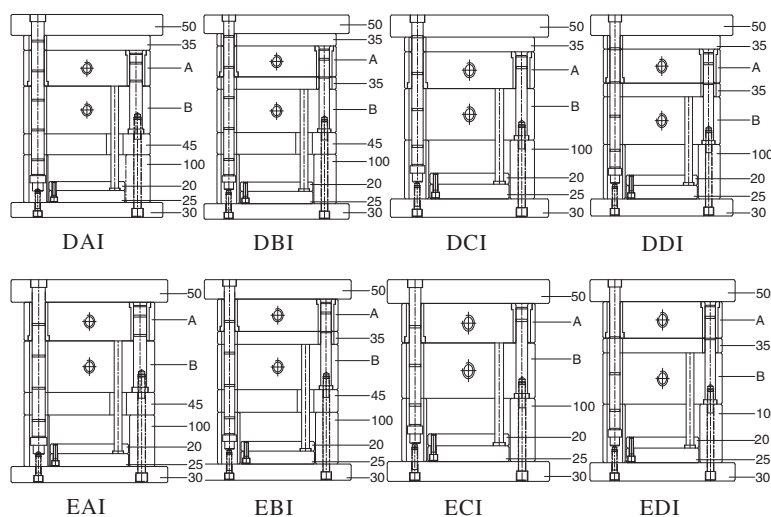
细水口系统
PIN POINT GATE SYSTEM

面板宽度Plate With	PW
直身模/H-Type	350
工字模/I-Type	400

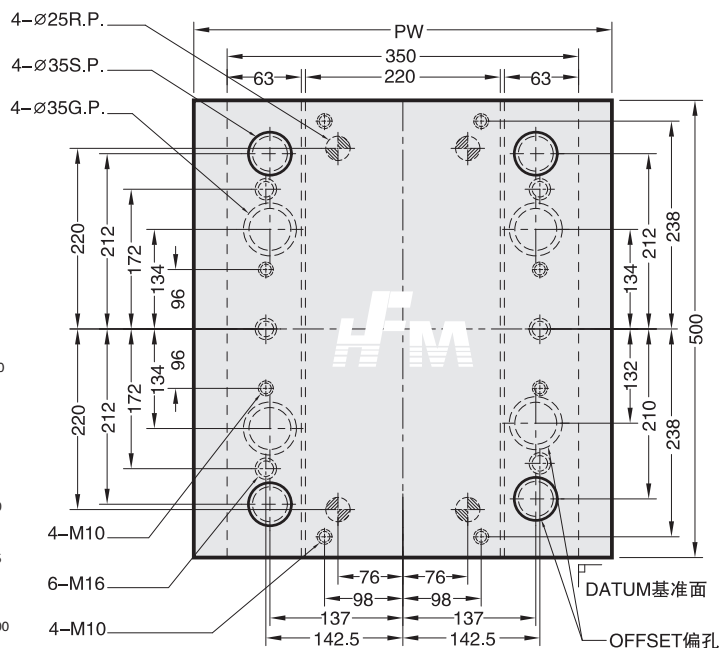
标准方铁/Spacer Block	100
加高方铁/Higher Spacer Block	120/150

AB板厚度/AB Plate Thickness					
40	50	60	70	80	90
100	110	120	130	140	150


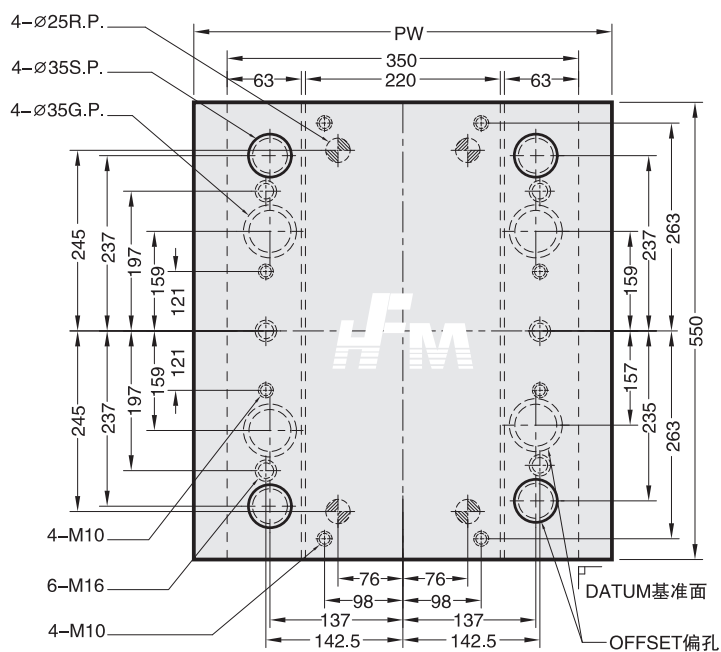
吊环丝孔/Eyebolt
M24



3550



3555





海峰模架
Haifeng Mould Base

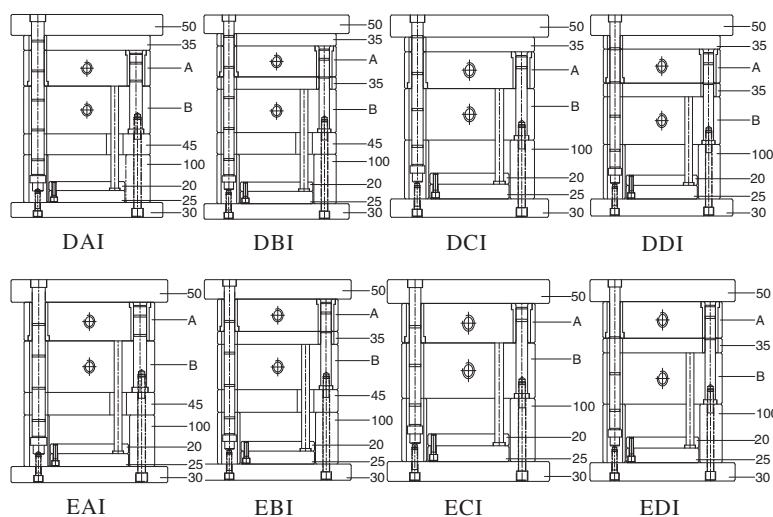
细水口系统
PIN POINT GATE SYSTEM

面板宽度/Plate With	PW
直身模/H-Type	350
工字模/I-Type	400

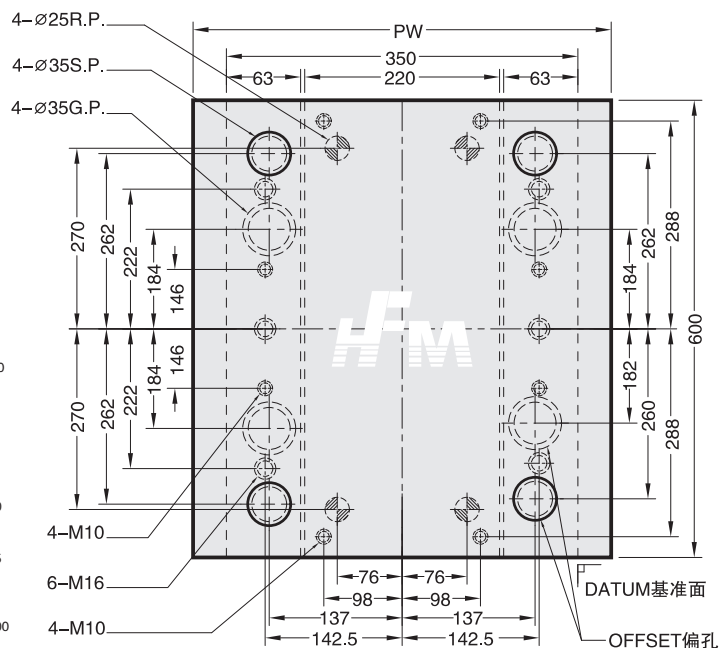
标准方铁/Spacer Block	100
加高方铁/Higher Spacer Block	120/150

AB板厚度/AB Plate Thickness					
40	50	60	70	80	90
100	110	120	130	140	150


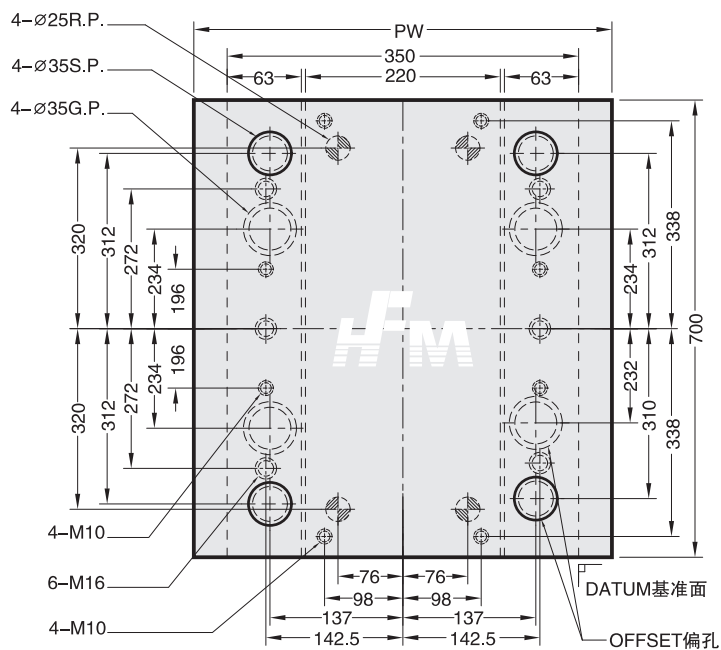
吊环丝孔/Eyebolt
M24



3560



3570





海峰模架
Haifeng Mould Base

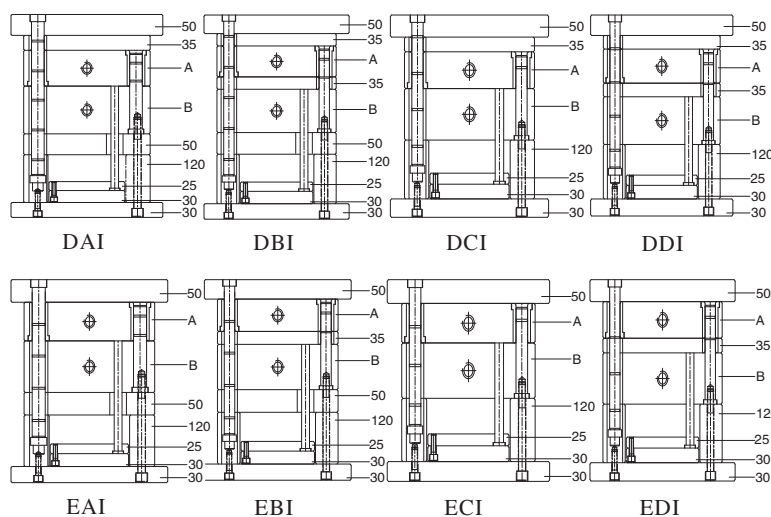
细水口系统
PIN POINT GATE SYSTEM

面板宽度/Plate With	PW
直身模/H-Type	400
工字模/I-Type	450



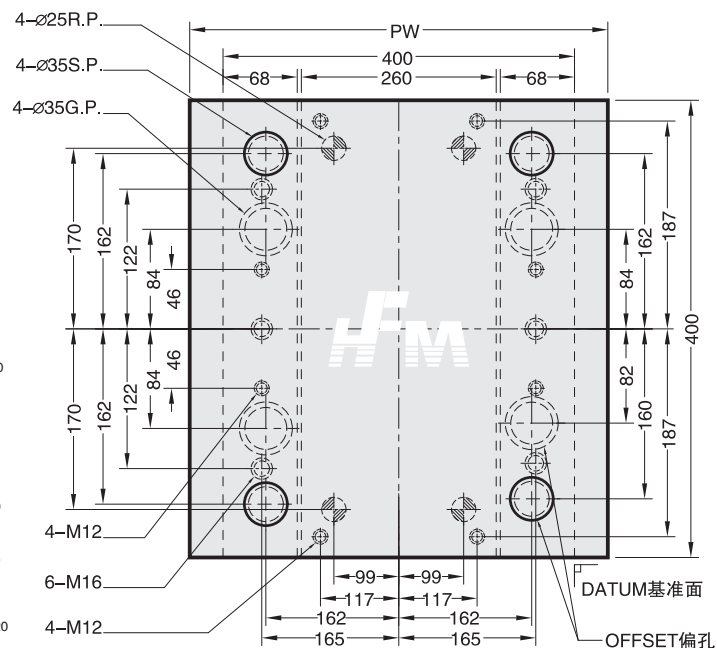
标准方铁/Spacer Block	120
加高方铁/Higher Spacer Block	150/180

AB板厚度/AB Plate Thickness					
40	50	60	70	80	90
100	110	120	130	140	150

吊环丝孔/Eyebolt	M24
--------------	-----



4040





海峰模架
Haifeng Mould Base

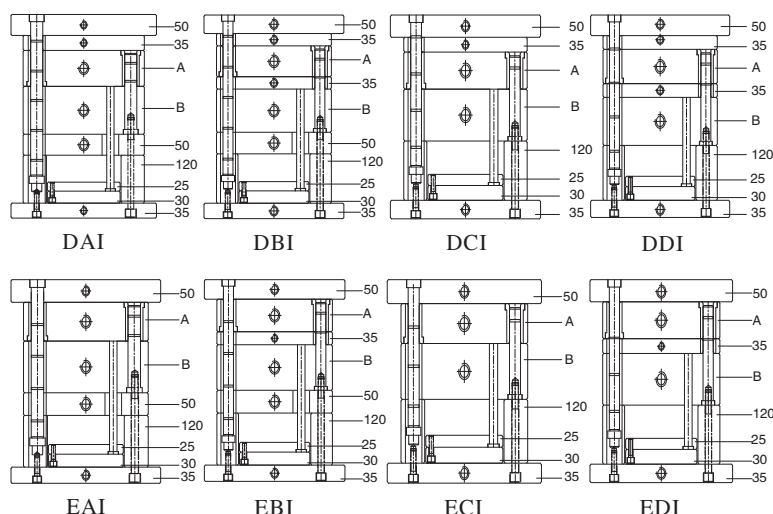
细水口系统
PIN POINT GATE SYSTEM

面板宽度/Plate With	PW
直身模/H-Type	400
工字模/I-Type	450

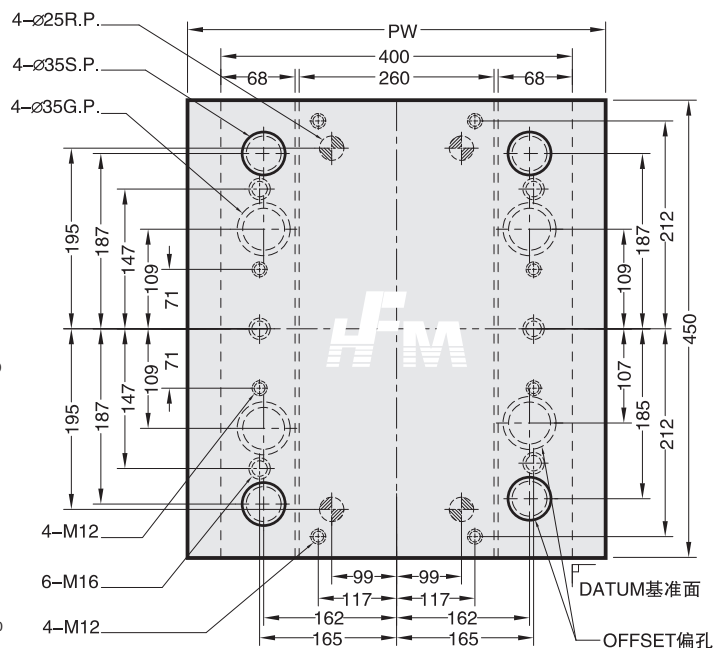
标准方铁/Spacer Block	120
加高方铁/Higher Spacer Block	150/180

AB板厚度/AB Plate Thickness					
40	50	60	70	80	90
100	110	120	130	140	150

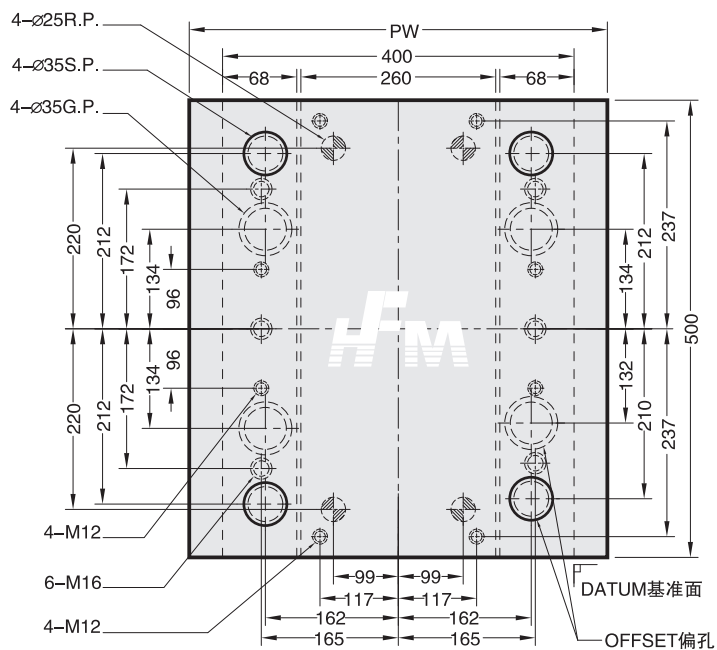
吊环丝孔/Eyebolt	
4045-4050/M24/M12	
4055-4070/M30/M12	



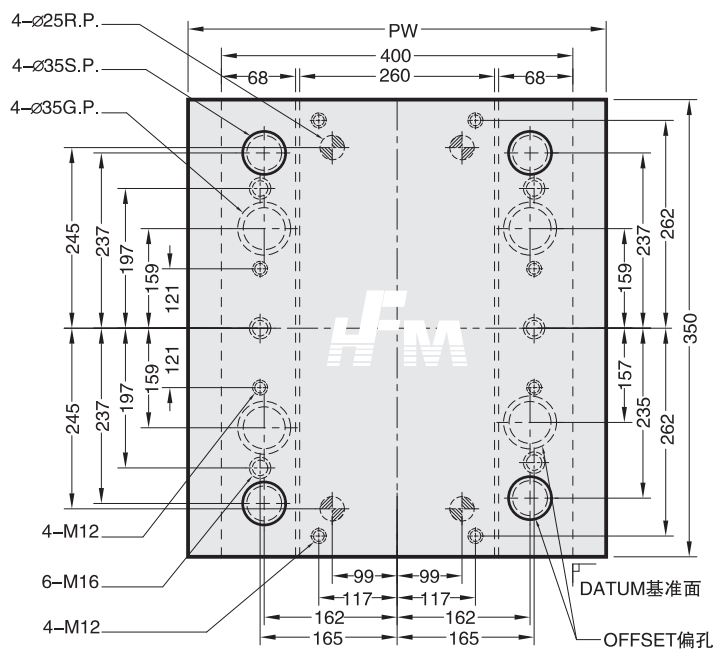
4045



4050



4055





海峰模架
Haifeng Mould Base

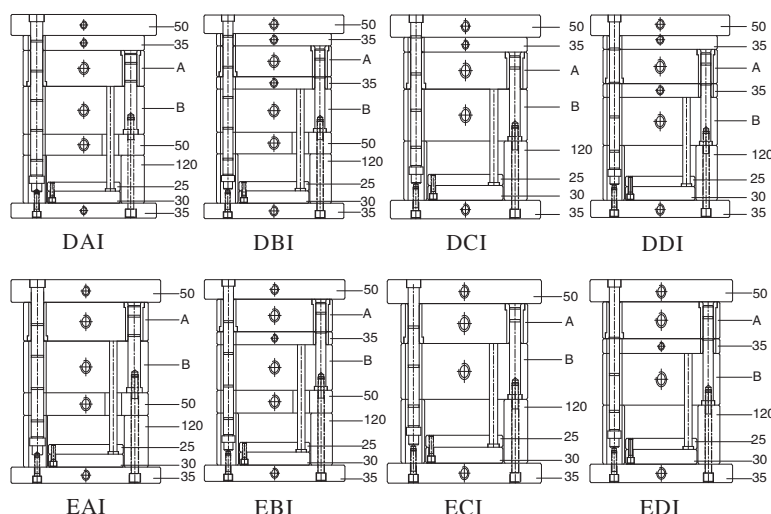
细水口系统
PIN POINT GATE SYSTEM

面板宽度/Plate With	PW
直身模/H-Type	400
工字模/I-Type	450

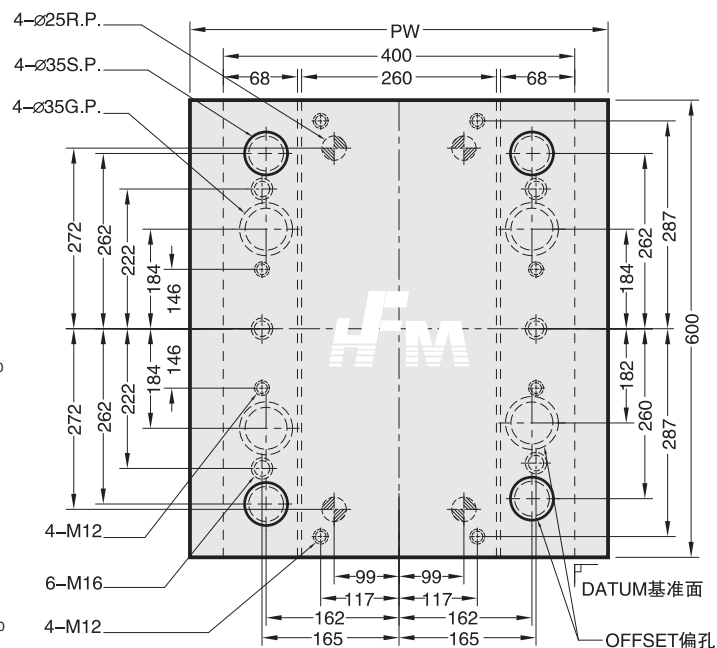
标准方铁/Spacer Block	120
加高方铁/Higher Spacer Block	150/180

AB板厚度/AB Plate Thickness					
40	50	60	70	80	90
100	110	120	130	140	150


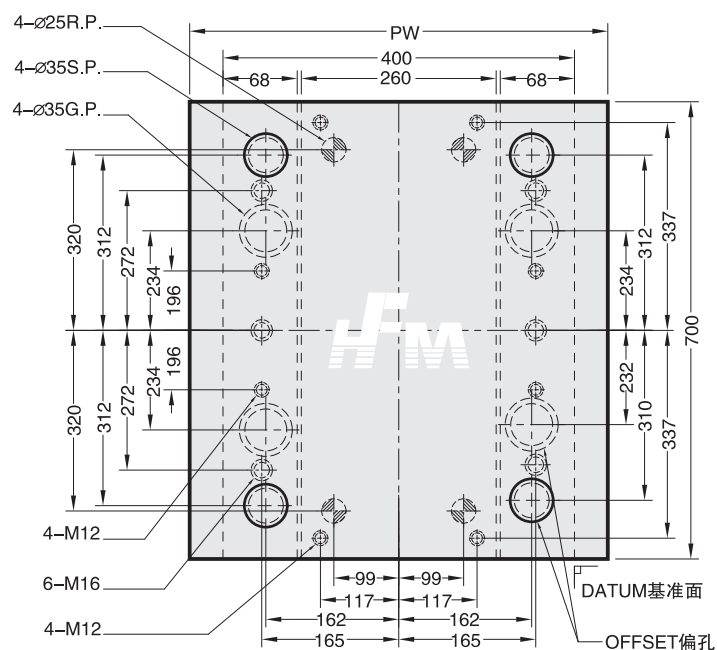
吊环丝孔/Eyebolt	
4045-4050/M24/M12	
4055-4070/M30/M12	



4060



4070





海峰模架
Haifeng Mould Base

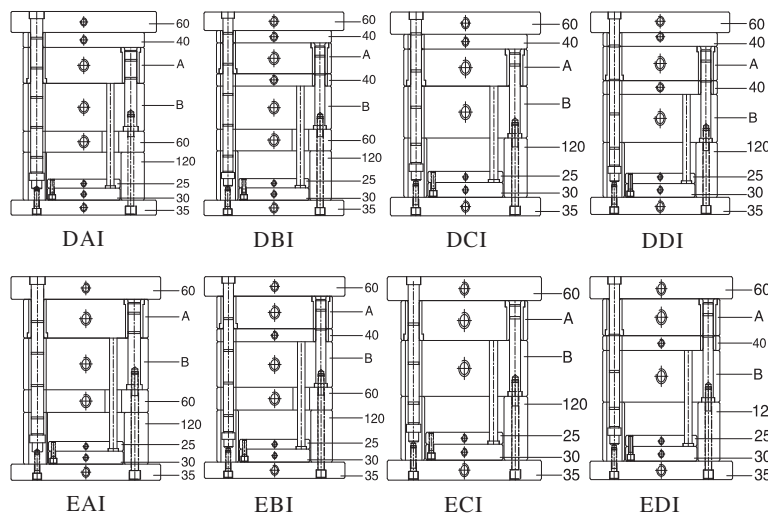
细水口系统
PIN POINT GATE SYSTEM

面板宽度/Plate With	PW
直身模/H-Type	450
工字模/I-Type	550

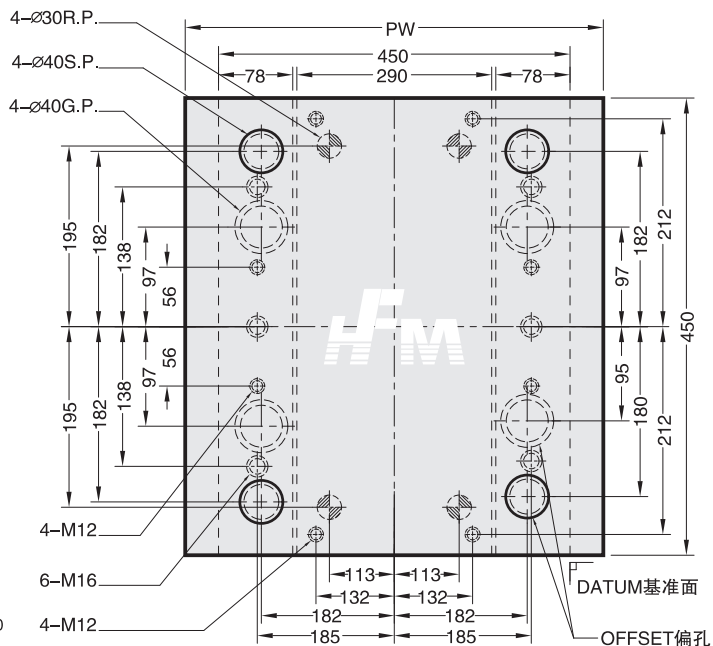
标准方铁/Spacer Block	120
加高方铁/Higher Spacer Block	150/180

AB板厚度/AB Plate Thickness					
50	60	70	80	90	100
110	120	130	140	150	160
170	180				

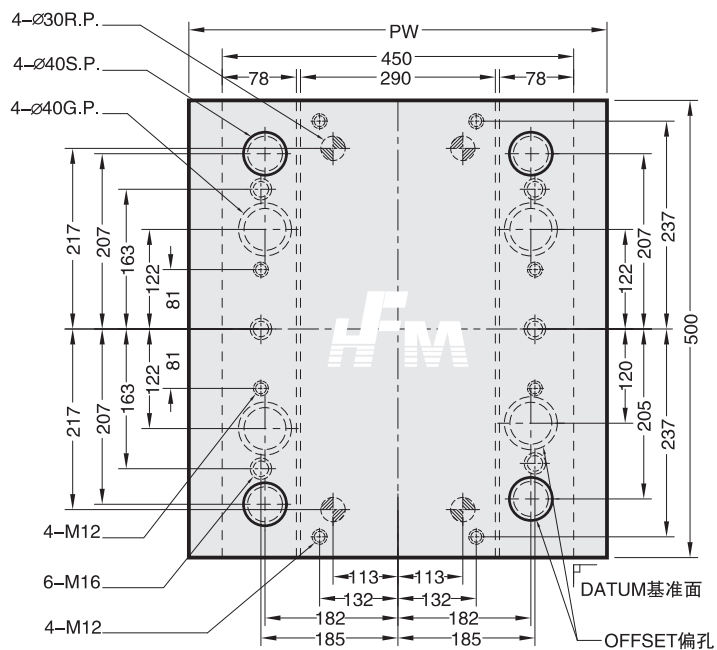
吊环丝孔/Eyebolt	M30 M16 M12
--------------	-------------------



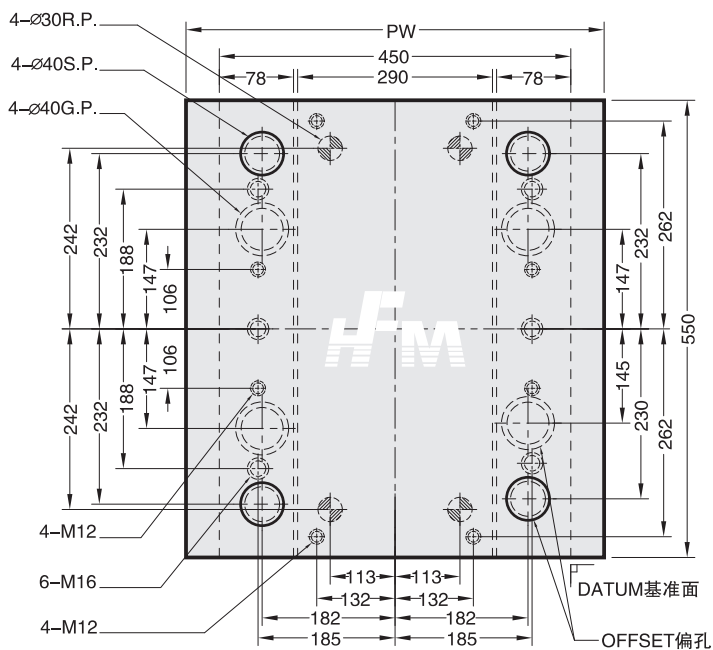
4545



4550



4555





海峰模架
Haifeng Mould Base

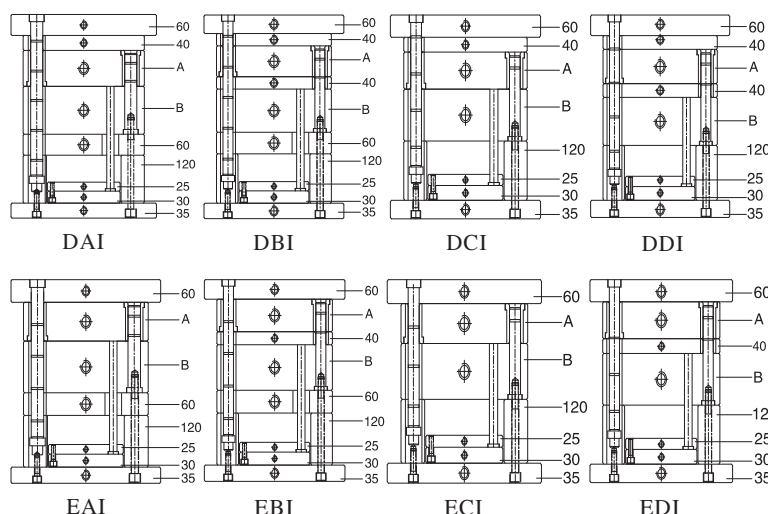
细水口系统
PIN POINT GATE SYSTEM

面板宽度/Plate With	PW
直身模/H-Type	450
工字模/I-Type	550

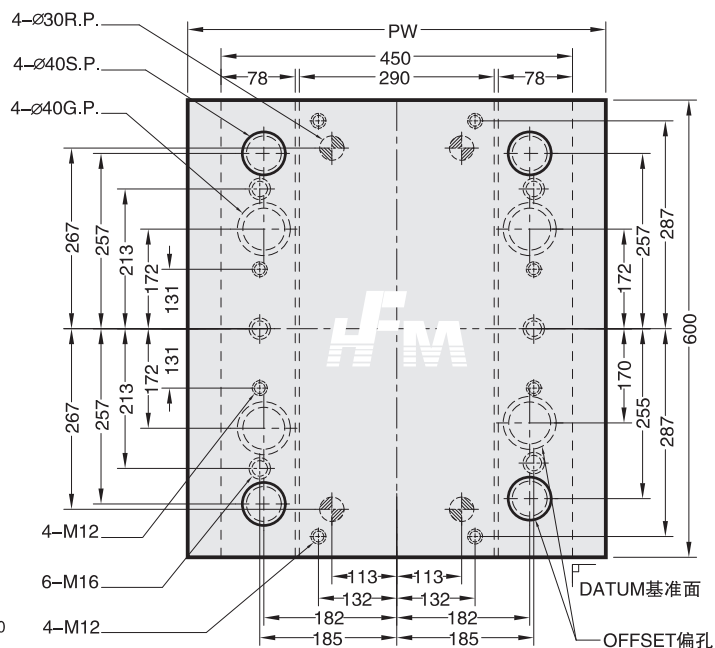
标准方铁/Spacer Block	120
加高方铁/Higher Spacer Block	150/180

AB板厚度/AB Plate Thickness					
50	60	70	80	90	100
110	120	130	140	150	160
170	180				


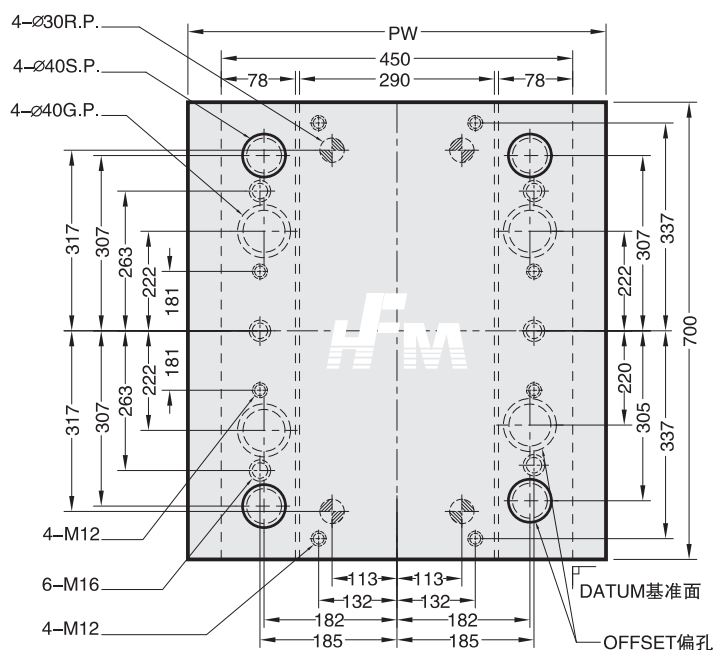
吊环丝孔/Eyebolt	M30 M16 M12
--------------	-------------------



4560



4570





海峰模架
Haifeng Mould Base

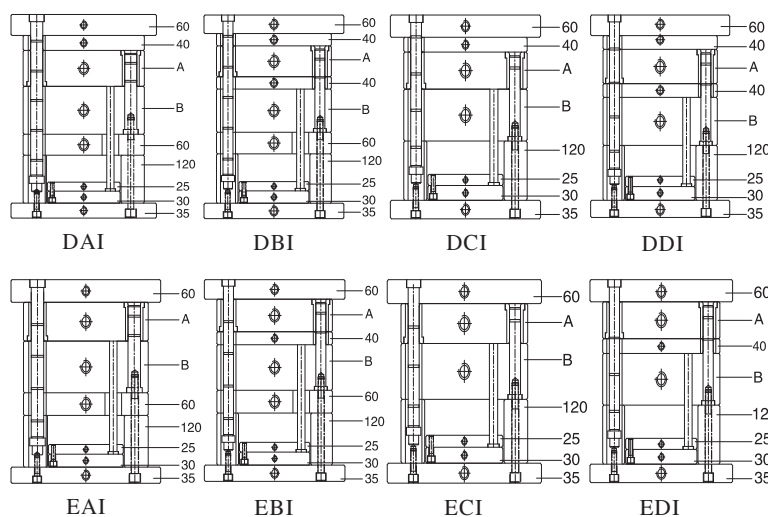
细水口系统
PIN POINT GATE SYSTEM

面板宽度/Plate With	PW
直身模/H-Type	500
工字模/I-Type	600

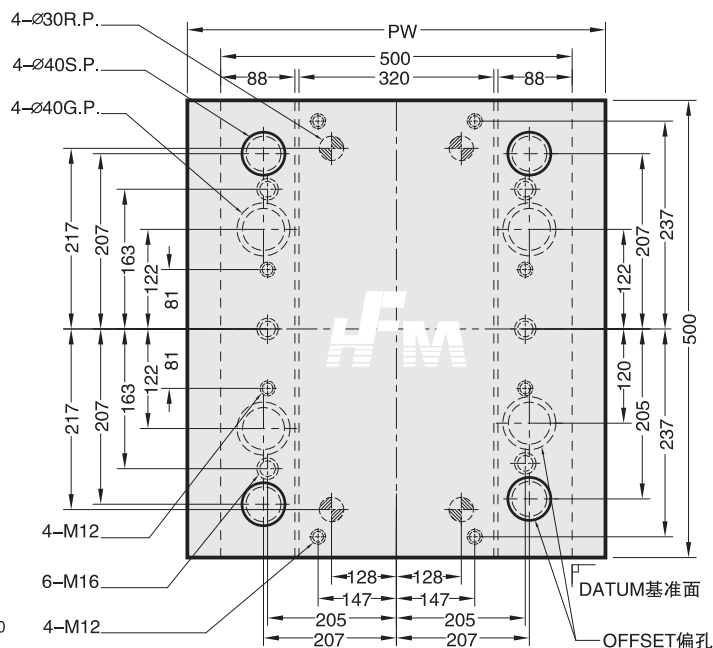
标准方铁/Spacer Block	120
加高方铁/Higher Spacer Block	150/180

AB板厚度/AB Plate Thickness					
50	60	70	80	90	100
110	120	130	140	150	160
170	180				

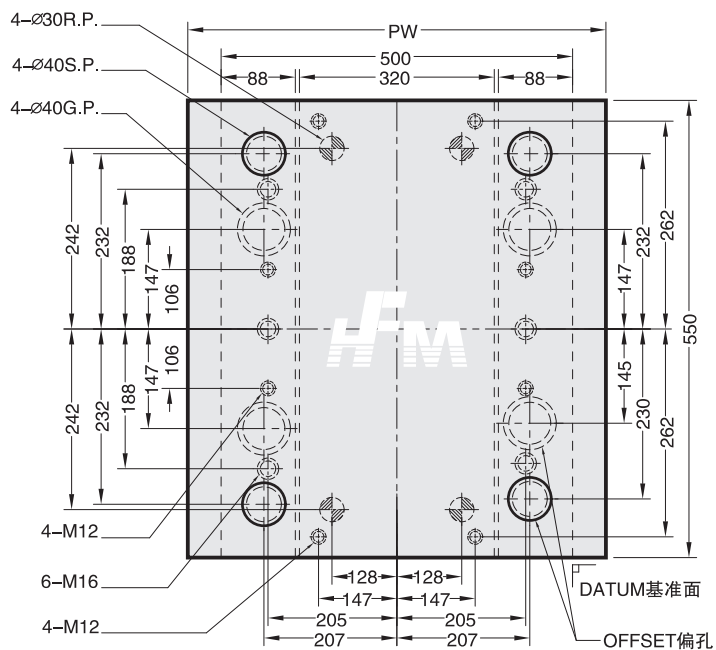
吊环丝孔/Eyebolt	M30 M16 M12
--------------	-------------------



5050



5055





海峰模架
Haifeng Mould Base

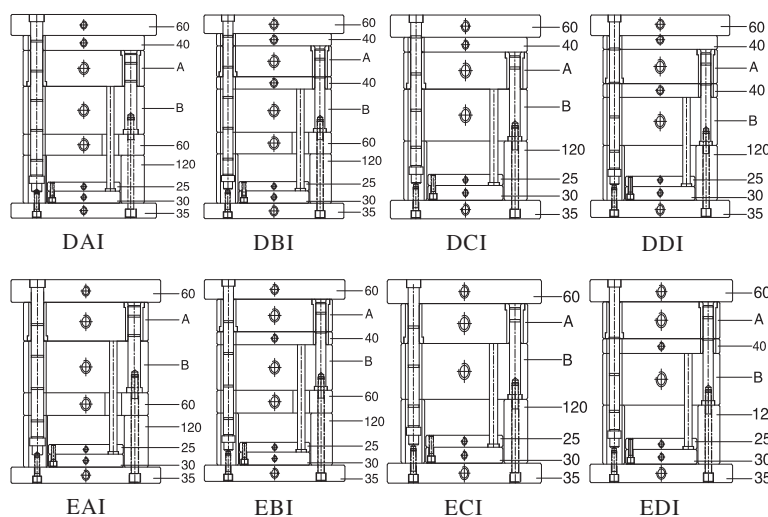
细水口系统
PIN POINT GATE SYSTEM

面板宽度/Plate With	PW
直身模/H-Type	500
工字模/I-Type	600

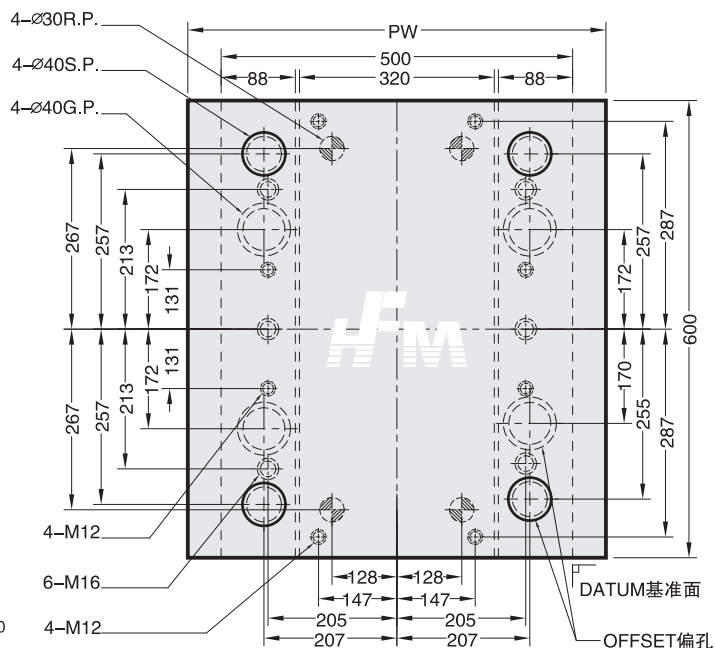
标准方铁/Spacer Block	120
加高方铁/Higher Spacer Block	150/180

AB板厚度/AB Plate Thickness					
50	60	70	80	90	100
110	120	130	140	150	160
170	180				


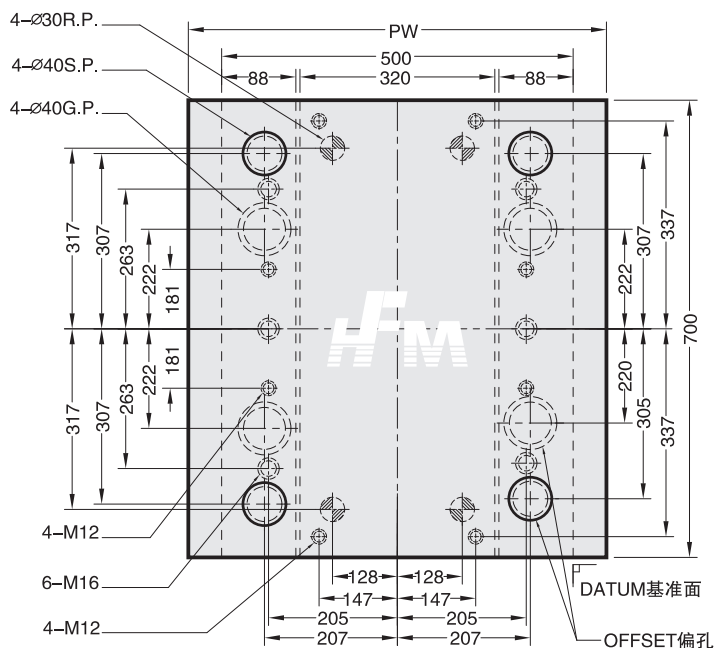
吊环丝孔/Eyebolt	M30 M16 M12
--------------	-------------------



5060



5070

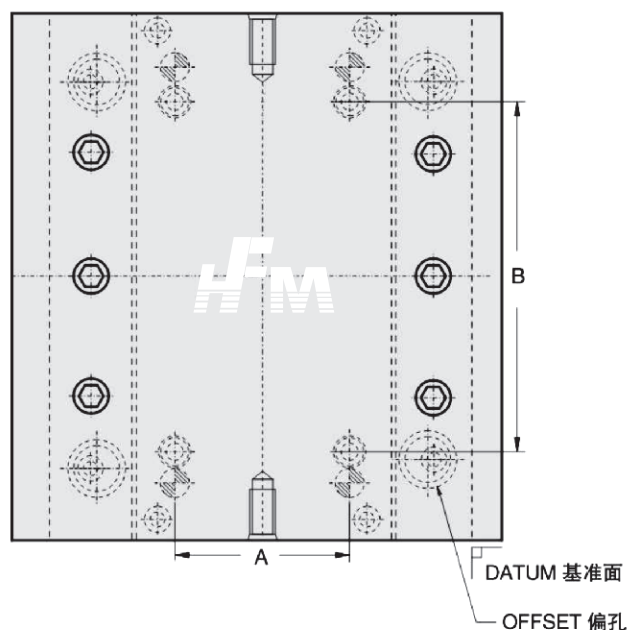
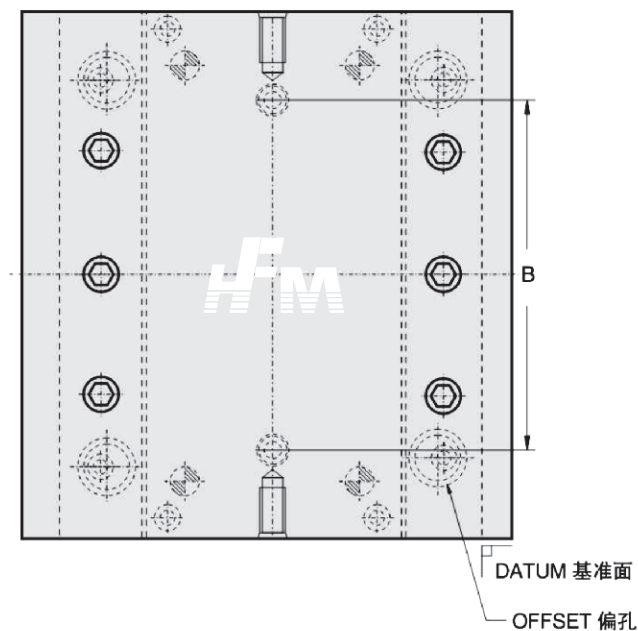




标准模架-针板导柱标准位置规格

STANDARD MOULD BSAE-EJECTOR GUIDE PIN LOCATION

型号 Model	2组针板导柱 2Guldes	4组针板导柱 4Guldes		针板导柱直径 Ejector Guide Pin Diameter
	B	A	B	
1515	114			Ø12
1518	144			
1520	164			
1523	194			
1525	214			
1530		48	216	
1818	138			
1820	158			
1823	188			
1825	208			
1830				
1835		68	210	
2020	150		260	
2023	180			
2025	200			
2030				
2035		80	194	
2040			244	
2045			294	
2323			344	
2325	180			
2327	200			
2330	220			
2335		106	194	
2340			244	
2525	200		294	
2527	220			Ø16
2530		110	190	
2535			230	
2540		102	280	
2545			330	
2550			380	
2730		114	172	
2735	222			
2740	272			
2930		134	172	
2935	222			
2940	272			
3030		134	172	
3032			192	
3035			222	
3040			272	
3045		128	308	
3050	358			
3055	408			
3060	458			
3335		154	208	
3340			258	
3345			308	
3350			358	
3535		164	208	
3540			258	
3545			308	
3550		152	358	
3555			408	
3560	458			
3570	558			
4040		198	252	
4045			302	
4050			352	
4055			402	
4060			452	
4070			552	
4545		226	286	
4550			336	
4555			386	
4560			436	
4570			536	
5050		256	336	
5055			386	
5060			436	
5070			536	





标准码模坑规格

DIMENSIONS OF CLAMPING SLOT

型号 Model	K	A	B	L1	L2	L3
1515						
1518						
1520						
1523						
1525						
1530						
1818						
1820						
1823						
1825						
1830						
1835						
2020				120		
2023				150		
2025				170	50	
2030	20	12	20	220	100	55
2035				270	150	
2040				320	200	
2045				370	250	
2323				150		
2325				170	50	
2327	20	12	20	190	70	55
2330				220	100	
2335				270	150	
2340				320	200	
2525				150		
2527				170		
2530				200	70	
2535	25	15	20	250	120	65
2540				300	170	
2545				350	220	
2550				400	270	
2730				200	70	
2735	25	15	20	250	120	65
2740				300	170	
2930				200	70	
2935	25	15	20	250	120	65
2940				300	170	
3030				180	50	
3032				200	70	
3035				230	100	
3040				280	150	
3045	A板 110以下25	18	25	330	190	75
3050				380	240	
3055				430	290	
3060	A plate ≤ 110 K=25			480	340	
3335				230	100	
3340				280	150	
3345		18	25	330	190	75
3350				380	240	
3535	A板 110以上30			230	90	75
3540				280	140	
3545				330	190	
3550	A plate > 110 K=25	20	25	350	210	
3555				400	260	
3560				450	310	85
3570				550	410	
4040				270	110	
4045	A板100以下30 A place ≤ 100 K=30	22	25	320	160	85
4050				370	210	
4055				420	260	
4060	A板100以上35 A place > 100 K=35			470	310	
4070				570	410	
4545				300	130	
4550				350	180	
4555	35	25	30	400	230	95
4560				450	280	
4570				550	380	
5050				350	180	
5055	35	30	30	400	230	95
5060				450	280	
5070				550	380	
5555				360		
5560				410		
5565	35	30	35	460		
5570				510		
5575				560		
5580				610		
6060				410		
6065				460		
6070	35	30	35	510		
6075				560		
6080				610		

